



AVB PUBLIC SCHOOL
SESSION: 2023 - 2024
SYLLABUS

PRE - PRIMARY



SUBJECT : ENGLISH

APRIL - MAY

THEME : GOOD & BAD HABITS

THEME : SCHOOL HABITS

TOPICS	<ul style="list-style-type: none">Recapitulation of capital letters (A to Z)Recapitulation of small letters (a to z)Phonetic drill (a to z)Introduction of vowel sound - 'a'
VOCABULARY	sit, welcome, stand, come, go, inside, outside, drink, write, left, right, clap, role, shake, wave, sat, pat, fat, rat, sap, rap, yap, zap, lap, gap, jump, take etc.
PLAYWAY/ ART'N'CRAFT	<ul style="list-style-type: none">DO AS I SAY NOT AS I DOSing and Clap with me (Phonic Song)Color in the beginning sound
SENTENCE STRUCTURE	<ul style="list-style-type: none">What is your name?Are you a girl or a boy?In which class do you study?In which school do you read?
GENERAL AWARENESS	<ul style="list-style-type: none">Magic Words - Sorry, Thank You, Excuse Me and Please!
LEARNING OUTCOMES	Learners will be able to :- <ul style="list-style-type: none">Develop his/her listening and speaking skills.Adapt themselves with some new words.Interact with the teacher during classroom sessions.

JULY

THEME : ME AND MY BODY

THEME : TRANSPORT

TOPICS	<ul style="list-style-type: none">Recapitulation of vowel sound - 'a'Introduction of vowel sound - e and i
VOCABULARY	Lap, nag, sag, gag, bad, fad, gad, tad, mad, ham, pam, sam, pan, ran, tan, ban, ted, zed, led, ten, yen, ken, zen, bet, get, set, yet, let, vet, heg, seg, egg, geg, reg, zeg, wig, twig, gig, kit, fit, lit, tit, wit, nip, pip, hip, twin, chin, etc.
PLAYWAY/ ART'N'CRAFT	<ul style="list-style-type: none">Vowel flash card activity.Stick puppet making - Means Of TransportCircle the correct letter sound game

SENTENCE STRUCTURE	<ul style="list-style-type: none"> • How do you come to school? • Can we touch AIR? • Is train a land or air transport? • How many toes do we have?
GENERAL AWARENESS	<p>Knowledge of :-</p> <ul style="list-style-type: none"> • Different means of transport – Land, Water and Air. • Road safety rules.
LEARNING OUTCOMES	<p>Learners will be able to :-</p> <ul style="list-style-type: none"> • Write in flow • Recognize different vowel sounds

AUGUST - SEPTEMBER

THEME : SENSE ORGANS

THEME : ANIMALS

TOPICS	<ul style="list-style-type: none"> • Introduction of vowel Sound – o and u • Introduction of Phonogram – ee and oo
VOCABULARY	cod, hod, sod, tod, frog, smog, clog, pop, drop, crop, jot, tot, spot, trot, joy, box, club, jug, rug, lum, num, nun, gun, rut, moon, soon, stool, took, bool, look, sheep, bee, seed, seen, jeep, pool etc.
PLAYWAY/ ART'N'CRAFT	<ul style="list-style-type: none"> • Just swap one letter • Collage on types of animals • Make magic spoon • Recognize the correct objects for different types of senses.
SENTENCE STRUCTURE	<ul style="list-style-type: none"> • Who is the king of jungle? • Do you like eating chocolates? What is the taste of chocolate? • Which is the most faithful animal? • Who gives us milk? • Name two land/water animals?
GENERAL AWARENESS	<ul style="list-style-type: none"> • Knowledge about :- <ul style="list-style-type: none"> - Animals and their products. - Different types of land animals. - Different types of water animals. - Animals and their sound.

**LEARNING
OUTCOMES**

Learners will be able to :-

- Differentiate between the sounds and products of different animals .
- Learn and enjoy at the same time.

OCTOBER

THEME : FESTIVALS

TOPICS	<ul style="list-style-type: none">• Introduction of - 'sh' and 'ch' sound.• Introduction of Colors Name
VOCABULARY	ship, chin, shop, sharp, chips, chest, shark, chick, cheek, child, sheet, share, chair, shampoo, three, chit etc.
PLAYWAY/ ART'N'CRAFT	<ul style="list-style-type: none">• Rangoli making activity• Toss & Blend with plastic cups• Colored cotton dabbing• Walk the word game
SENTENCE STRUCTURE	<ul style="list-style-type: none">• Which festival is called as festival of lights?• How many days are there in a week?• On which festival we play with pichkari and colors?• How many colors are there in a rainbow?
GENERAL AWARENESS	<ul style="list-style-type: none">• Knowledge about Different places of Worship.• Getting in touch with the customs, traditions and the festivals celebrated by us
LEARNING OUTCOMES	<p>Learners will be able to :-</p> <ul style="list-style-type: none">• Respect all religions.• Develop their writing and reading skills

NOVEMBER

THEME : LIVING AND NON- LIVING

THEME: HEALTH IS WEALTH

TOPICS	<ul style="list-style-type: none"> • Introduction of 'th' sound • Fruits Name • Vegetables Name • Knowledge of days in a week
VOCABULARY	shoes, chair, torch, brush, charm, chop, watch, father, mother, think, thunder, throw, thirsty, chips, child, shell, shop, chick etc.
PLAYWAY/ ART'N'CRAFT	<ul style="list-style-type: none"> • Nature Walk • I am a chef! • Mix & Match cups to make words • Collage on Healthy & Junk Food
SENTENCE STRUCTURE	<ul style="list-style-type: none"> • Which fruit is called as the king of fruits? • Name a vegetable which is red/yellow/green/white in color. • Is a flower living or non-living thing?

GENERAL AWARENESS	Knowledge of :- <ul style="list-style-type: none"> • Different types of food, fruits and vegetables.
	<ul style="list-style-type: none"> • Juicy fruits, fruits with one seed, no seed and many seeds.
LEARNING OUTCOMES	Learners will be able to :- <ul style="list-style-type: none"> • Learn the topic by play way method. • Learn the topics with correct pronunciation.

DECEMBER

THEME : OUR HELPERS

THEME : SEASONS

TOPICS	<ul style="list-style-type: none"> • Articles (a / an) • Opposites • Introduction of THIS
VOCABULARY	<ul style="list-style-type: none"> • Short sentences related to This e.g. :- <ul style="list-style-type: none"> • This is a mat. • This is an igloo. • This is a cup. • This is a book etc
PLAYWAY/ ART'N'CRAFT	<ul style="list-style-type: none"> • Fashion show on 'Our Helpers' • Craft activity on different types of seasons
SENTENCE STRUCTURE	<ul style="list-style-type: none"> • Who teaches you? • Who treats you when you are ill? • Which is your favourite season? • In which season we wear cotton/woolen clothes?

GENERAL AWARENESS	Knowledge of :- <ul style="list-style-type: none"> • Different equipments used by our helpers. • Different types of seasons.
LEARNING OUTCOMES	Learners will be able to :- <ul style="list-style-type: none"> • Gather knowledge about different types of clothes and fruits we use in different seasons. • Appreciate the hard work done by our helpers.

JANUARY- FEBRUARY

THEME : I LOVE MY INDIA

TOPICS	<ul style="list-style-type: none"> • Recapitulation of This • Introduction of THAT
---------------	--

VOCABULARY	<ul style="list-style-type: none"> • General sentences related to That e.g :- <ul style="list-style-type: none"> • That is a bird. • That is an apple. • That is a pond. • That is a star etc.
PLAYWAY/ ART'N'CRAFT	<ul style="list-style-type: none"> • Tearing & Pasting activity in TIRANGA
SENTENCE STRUCTURE	<ul style="list-style-type: none"> • What does tree gives us?
GENERAL AWARENESS	Knowledge of :- <ul style="list-style-type: none"> • Our neighbourhood places. Importance of :- <ul style="list-style-type: none"> • Growing more and more trees. • Having neat and clean surroundings
LEARNING OUTCOMES	Learners will be able to :- <ul style="list-style-type: none"> • Learn more about our country. • Learn the importance of clean and green surroundings.



RHYMES AND STORIES

MONTH	RHYMES	STORIES
APRIL - MAY	<ul style="list-style-type: none"> • Hop a little • The ABC song • Teddy Bear Teddy bear! • Once a caught a fish alive 	
JULY	<ul style="list-style-type: none"> • Ding dong bell • Pussy cat 	
AUGUST and SEPTEMBER	<ul style="list-style-type: none"> • I am a little teapot 	<p><u>THE GREEDY DOG</u></p> <p>Once upon a time a dog was crossing a bridge. He had a bone in his mouth. He looked into the water and saw his own image. He thought that it was another dog with a bone in its mouth. He wanted that bone also. So, he</p>

		<p>bone fell into the water. In the end he was left with no bone.</p> <p><u>MORAL:</u> We Should not be greedy.</p>
OCTOBER	<ul style="list-style-type: none"> • Jack be nimble • Are you sleeping? 	
NOVEMBER	<ul style="list-style-type: none"> • Peter Peter pumpkin eater 	
DECEMBER	<ul style="list-style-type: none"> • A wise old owl • Creation • Merry Christmas 	
JANUARY and FEBRUARY	<ul style="list-style-type: none"> • Wee Willie Winkle 	<p><u>THE FOX AND THE CROW</u></p> <p>Once a crow found a piece of cheese and flew on a tree. The fox saw it and wanted the cheese. The fox said, "What a sweet voice you have, please sing for me". The foolish crow opened its beak to caw! caw! and down fell the cheese. The clever fox picked up the cheese and walked away happily.</p> <p><u>MORAL:</u> Think before you take any action.</p>

SUBJECT : MATHS

APRIL - MAY

NUMERACY	<ul style="list-style-type: none">• Recapitulation of counting - 1 to 30• Introduction of counting 31 to 50• Recapitulation of counting - 1 to 50• After, before and in between (1 to 10)• Concept of more, less & equal (1 to 10)• Reverse counting (10 to 1)
PRE - MATHS CONCEPT	<ul style="list-style-type: none">• Big/Small• Tall/Short
ACTIVITY TIME	<ul style="list-style-type: none">• Bubble activity• Sorting beans & pebbles• Ladder game• Fire in the mountain - Run! Run! Run!
LEARNING OUTCOMES	Students will be able to :- <ul style="list-style-type: none">• Develop his / her mathematical competency.• Recognize numbers 'before' and 'after'

JULY

NUMERACY	<ul style="list-style-type: none">• Introduction of counting (51 to 70)• Concept of greater and smaller (1 to 10)• Ascending and Descending order (1 to 10)• Ones and Tens (11 to 20)• After, before and in between (11 to 20)
PRE - MATHS CONCEPT	<ul style="list-style-type: none">• Long/Short• Heavy/Light
ACTIVITY TIME	<ul style="list-style-type: none">• Crocodile Activity• Sliding empty matchbox left & right

LEARNING OUTCOMES	<p>Students will be able to :-</p> <ul style="list-style-type: none"> • Identify greater than, less than and equal symbols. • Develop a connection between daily life contexts and mathematical thinking.
--------------------------	---

AUGUST - SEPTEMBER


NUMERACY	<ul style="list-style-type: none"> • Introduction of counting (71 to 90) • Smaller, greater and equals (11 to 20) • Ascending and Descending order (11 to 20) • Complete the chain (1 to 50) • Number names - (1 to 10)
PRE MATHS CONCEPT	<ul style="list-style-type: none"> • Thick / Thin • Inside / Outside

ACTIVITY TIME	<ul style="list-style-type: none"> • Climbing up the ladder • Stick activity with realistic objects
LEARNING OUTCOMES	<p>Students will be able to :-</p> <ul style="list-style-type: none"> • Sort objects using varying attributes. • Learn the difference between smallest and greatest

OCTOBER

NUMERACY	<ul style="list-style-type: none"> • Introduction of counting (91 to 100) • Pictorial Addition (1 to 10) • Mind Games + • Ones and Tens (31 to 50) • Reverse Counting (20 to 11)
PRE - MATHS CONCEPT	<ul style="list-style-type: none"> • Full/Empty • Left/Right
ACTIVITY TIME	<ul style="list-style-type: none"> • Addition with concrete objects e.g.: pebbles, crayons, pencils, beads etc. • Stapoo Game
LEARNING OUTCOMES	<p>Students will be able to:-</p> <ul style="list-style-type: none"> • Addition with the help of play method. • Solve basic problems of Addition with the help of number rhyme

NOVEMBER

NUMERACY	<ul style="list-style-type: none">• Recapitulation of counting (1 to 100)• Mind Game (+) (2 digit without carrying)• Number Names (11 to 20)• Shapes 
PRE - MATHS CONCEPT	<ul style="list-style-type: none">• More/Less• Same/Different
ACTIVITY TIME	<ul style="list-style-type: none">• Sand play• Number rhyme game
LEARNING OUTCOMES	Learners will be able to :- <ul style="list-style-type: none">• Develop the little higher knowledge of mathematical concepts.


DECEMBER

NUMERACY	<ul style="list-style-type: none">• Recapitulation of shapes• Pictorial subtraction (1 to 10)
PRE - MATHS CONCEPT	<ul style="list-style-type: none">• Top / Bottom• Near / Far
ACTIVITY TIME	<ul style="list-style-type: none">• Take away through stories• Finger rhyme• Shape Hopscotch.
LEARNING OUTCOMES	Students will be able to :- <ul style="list-style-type: none">• Use shapes in real life situations.• Use the numbers in real life situations and follow rules of addition.• Add 2-digit numbers quickly using finger game.

JANUARY- FEBRUARY

NUMERACY	<ul style="list-style-type: none">• Take Away (-)
ACTIVITY TIME	<ul style="list-style-type: none">• Take away through live examples and flash cards
LEARNING OUTCOMES	<p>Students will be able to :-</p> <ul style="list-style-type: none">• Solve basic problems of subtraction with the help of number rhyme.• To develop the concept of numbers in terms of their relative values

हिन्दी पाठ्यक्रम 2023 – 2024
अप्रैल – मई

पाठ्य पुस्तक	स्वर, अ, आ, इ, ई, उ, ऊ, ऋ लिखना और पढ़ना सिखाना।
वाचन कौशल	निम्न कविताएँ सुनाई जाएँगी। 1) विनती। 2) सच-सच बोलो। 3) अक्षर-माला।
रचनात्मक कौशल	चित्रों के माध्यम से स्वर की पहचान कराना। 
शिक्षण उद्देश्य	1) छात्रों को स्वरों का ज्ञान कराना। 2) कविता वाचन द्वारा छात्रों का मनोरंजन करना।

जुलाई


पाठ्य पुस्तक	स्वर ए, ऐ, ओ, औ, अं, अः लिखना और बोलना सिखाना।
वाचन कौशल	निम्न कविताएँ उचित हाव भाव के साथ सिखाई जाएँगी। 1) सवेरा। 2) सीखो।
रचनात्मक कौशल	1) सही चित्र पर गोला लगाइए। 2) सही स्वर पहचानकर चित्र से मिलान करो। उदाहरण :-

शिक्षण उद्देश्य	छात्रों को सभी स्वरों का ज्ञान करवाना।

अगस्त-सितम्बर

पाठ्य पुस्तक	<ol style="list-style-type: none"> 1) स्वर अ से अं की पुनरावृत्ति। 2) व्यंजन - क, ख, ग, घ, ङ, च, छ, ज, झ, ञ ज्ञान करवाना।
वाचन कौशल	<p>कविताएँ उचित हाव भाव के साथ सुनाना।</p> <ol style="list-style-type: none"> 1) जल्दी नहीं, खबरदार। 2) विद्यालय की गाड़ी। 3) बिजली।
रचनात्मक कौशल	<ol style="list-style-type: none"> (1) रिक्त स्थानों की पूर्ति द्वारा स्वर और व्यंजन का ज्ञान प्रदान किया जाएगा। (2) सही व्यंजन पहचान कर चित्रों में रंग भरें। <p>उदाहरण - क</p>
शिक्षण उद्देश्य	छात्रों को व्यंजनों का शुद्ध उच्चारण सिखाना।

अक्टूबर

पाठ्य पुस्तक	व्यंजन ट, ठ, ड, ढ, ण, त, थ, द लिखना और पढ़ना सिखाना।
वाचन कौशल	कविताएँ लय व उचित हाव भाव सहित सिखाई जाएँगी। 1) भौरा बोला 2) तितली 3) मोर
रचनात्मक कौशल	(1) श्रुतलेख द्वारा स्वर और व्यंजन का अभ्यास करवाया जाएगा। (2) व्यंजनों को पहचानकर चित्र बनाना। उदाहरण 
शिक्षण उद्देश्य	(1) छात्रों को लिखने के लिए प्रोत्साहित करना। (2) खेल-खेल में पढ़ना व लिखना सिखाना।

नवम्बर

पाठ्य पुस्तक	व्यंजन ध, न, प, फ, ब, भ, म, य पढ़ाना व लिखवाना।
वाचन कौशल	रंगमंच की सामग्री का प्रयोग करके कविता और कहानी सुनाई जाएगी। कविता :- (1) सफाई अपनाओ। (2) फल-फूलों के वृक्ष लगाओ। (3) बगला भगत
कहानी	दो मेंढक और दुध की मटकी
रचनात्मक कौशल	चित्र पहचान कर सही व्यंजन पर काँटा लगाओ।

	
शिक्षण उद्देश्य	<p>(1) कविता के माध्यम से बच्चों को व्यंजन सिखाएँगे।</p> <p>(2) छात्रों की कहानी सुनने में रूचि उत्पन्न करना।</p>

दिसम्बर

पाठ्य पुस्तक	व्यंजन र, ल, व, श, ष, स, ह का ज्ञान करवाना।
वाचन कौशल	कविता (1) तोता। (2) सूरज गोल, चंदा गोल।
रचनात्मक कौशल	रिक्त स्थान भरो। म _____ ल _____
शिक्षण उद्देश्य	<p>(1) चित्र को देखकर व्यंजनों की पहचान करवाना।</p> <p>(2) नए शब्दों से परिचित करवाना।</p>

जनवरी – फरवरी

पाठ्य पुस्तक	दो अक्षर वाले शब्द लिखना और बोलना सिखाना।
वाचन कौशल	कविता (1) खेल – खिलौने रंगमंच की सामग्री का प्रयोग कर सुनाई जाएगी।
रचनात्मक कौशल	पलैश कार्ड की सहायता से व्यंजन जोड़कर शब्द निर्माण का अभ्यास कार्य करवाया जाएगा।
शिक्षण उद्देश्य	<p>1. छात्रों में हिंदी भाषा के प्रति रूचि उत्पन्न करना।</p> <p>2. कविता सुनने व सुनाने में रूचि उत्पन्न करना।</p>

कहानी

दो मेंढक और दूध की मटकी

एक दिन दो मेंढक मस्ती में घूम रहे थे। अचानक एक मेंढक कूदते – कूदते दूध की मटकी में जा गिरा। उसने बाहर निकलने की बहुत कोशिश की, पर चिकनाई के कारण वह बाहर नहीं निकल पाया। तब बाहर बैठे मेंढक ने उसे एक रास्ता दिखाया। मेंढक लगातार दूध में गोल-गोल तैरने लगा। धीरे-धीरे दूध मक्खन बन गया और वह मेंढक छलांग लगाकर बाहर आ गया।

शिक्षा : हमें संकट के समय समझदारी से काम लेना चाहिए।

