

**AVBPUBLICSCHOOL**  
**SESSION:2025-2026**  
**SYLLABUS**

**PRE – PRIMARY**



# **SUBJECT:ENGLISH**

## **APRIL-MAY**

**THEME: GOOD & BAD HABITS ,MY SELF & EXPRESSION, BEING KIND  
(HELPING OTHERS) , SCHOOL HABITS.**

<b>TOPICS</b>	<ul style="list-style-type: none"><li>• Recapitulation of capital letters(A to Z)</li><li>• Recapitulation of small letters(a to z)</li><li>• Phonetic drill (a to z)</li><li>• Introduction of vowel sound-‘a’</li></ul>
<b>DICTIONARY</b>	sit, welcome, stand, come, go, Inside ,outside, drink, write, left ,right ,clap ,role, shake ,wave, sat ,pat ,fat ,rat ,sap ,lap, gap, jump ,take, tap ,in, out, sip etc.
<b>PLAYWAY</b>	Word walk <ul style="list-style-type: none"><li>• Color in the beginning sound</li><li>• Sing and Clap with me (Phonic Song)</li></ul>
<b>SENTENCE STRUCTURE</b>	<ul style="list-style-type: none"><li>• What is your name?</li><li>• GENDER IDENTIFICATION-Are you a girl or a boy?</li><li>• In which class do you study?</li><li>• In which school do you read?</li></ul>
<b>GENERAL AWARENESS</b>	Cover a cough and sneeze(Manners) <ul style="list-style-type: none"><li>• Dental Hygiene</li><li>• Magic Words-Sorry, Thank You, Welcome, Excuse Me and Please!</li></ul>
<b>LEARNING OUTCOMES</b>	Learners will be able to:- <ul style="list-style-type: none"><li>• Develop his/her listening and speaking skills.</li><li>• Adapt themselves with some new words.</li><li>• Interact with the teacher during classroom sessions.</li></ul>

## **JULY**

**THEME :ME AND MY BODY PARTS, BEING HEALTHY& SAFE, GOOD TOUCH & BAD TOUCH , TRANSPORT**

<b>TOPICS</b>	<p>Recapitulation of vowel sound-‘a’</p> <ul style="list-style-type: none"><li>• Introduction of vowel sound- ‘e’ and ‘i’</li></ul>
---------------	---

<b>DICTIONARY</b>	kit, fit, lit, tit, wit, nip, pip, hip, twin, chin, etc.
<b>PLAYWAY</b>	<ul style="list-style-type: none"> <li>• Guess the vowel(Flash Card)</li> <li>• Sorting the transport</li> <li>• Hygiene Bingo</li> <li>• Circle the correct letter sound game</li> </ul>
<b>SENTENCE STRUCTURE</b>	<ul style="list-style-type: none"> <li>• How do you come to school?</li> <li>• Can we touch AIR?</li> <li>• Is train a land or air transport?</li> <li>• How many toes do we have?</li> </ul>
<b>GENERAL AWARENESS</b>	<p>Knowledge of:-</p> <ul style="list-style-type: none"> <li>• Different means of transport–Land ,Water and Air.</li> <li>• Road safety rules.</li> </ul>
<b>LEARNING OUTCOMES</b>	<p>Learners will be able to:-</p> <ul style="list-style-type: none"> <li>• Write inflow</li> <li>• Recognize different vowel sounds</li> </ul>

## **AUGUST-SEPTEMBER**

**THEME:SENSE ORGANS,MY IMAGINATION &ANIMALS**

<b>TOPICS</b>	<ul style="list-style-type: none"> <li>• Introduction of vowel Sound–‘o ’and ‘u’</li> <li>• Introduction of Phonogram–‘ee’ and ‘oo’</li> <li>• Identification of CVC words with pictures</li> </ul>
<b>DICTIONARY</b>	box, club, jug, rug, yum, num, nun, gun, moon, soon, stool, took, book, look, sheep, bee, seed, seen, jeep, pool etc.
<b>PLAYWAY</b>	<ul style="list-style-type: none"> <li>• Five Senses Station</li> <li>• Collage on types of animals</li> <li>• Imaginative Free Hand Drawing</li> <li>• Make a play dough</li> <li>• Role Play(Animals)</li> </ul>
<b>SENTENCE STRUCTURE</b>	<ul style="list-style-type: none"> <li>• Who is the king of jungle?</li> <li>• Do you like eating chocolates ? What is the taste of chocolate?</li> <li>• Which is the most faithful animal?</li> <li>• Who gives us milk?</li> <li>• Name two land/water animals?</li> </ul>

<b>GENERAL AWARENESS</b>	<ul style="list-style-type: none"> <li>• Knowledge about:- <ul style="list-style-type: none"> <li>- Animals and their products.</li> <li>- Different types of land animals.</li> <li>- Different types of water animals.</li> <li>- Animals and their sound.</li> </ul> </li> </ul>
<b>LEARNING OUTCOMES</b>	Learners will be able to:- <ul style="list-style-type: none"> <li>• Differentiate between the sounds and products of different animals .</li> <li>• Learn and enjoy at the same time.</li> </ul>

## **OCTOBER**

### **THEME:FESTIVALS**

<b>TOPICS</b>	<ul style="list-style-type: none"> <li>• Introduction of-‘sh’ and ‘ch’ sound.</li> <li>• Introduction of Colors Name</li> </ul>
<b>DICTIONARY</b>	ship, chin, shop, sharp, chips, chest, shark, chick, cheek, child, sheet, share, chair, shampoo, three, chit etc.
<b>PLAYWAY</b>	<ul style="list-style-type: none"> <li>• <u>Pitara Activity</u></li> <li>• Toss &amp; Blend with plastic cups</li> <li>• Colored cotton dabbing</li> <li>• Walk the word game</li> </ul>
<b>SENTENCE STRUCTURE</b>	<ul style="list-style-type: none"> <li>• Which festival is called as festival of lights?</li> <li>• How many days are there in a week?</li> <li>• On which festival we play with pichkari and colors?</li> <li>• How many colors are there in a rainbow?</li> </ul>
<b>GENERAL AWARENESS</b>	<ul style="list-style-type: none"> <li>• Knowledge about different places of Worship.</li> <li>• Getting in touch with the customs, tradition and the festivals celebrated by us</li> </ul>
<b>LEARNING OUTCOMES</b>	Learners will be able to:- <ul style="list-style-type: none"> <li>• Respect all religions.</li> <li>• Develop their writing and reading skills</li> </ul>

# NOVEMBER

**THEME: LIVING AND NON-LIVING**

**THEME: HEALTH IS WEALTH**

<b>TOPICS</b>	<ul style="list-style-type: none"><li>• Introduction of 'th' sound</li><li>• Fruits Name</li><li>• Vegetables Name</li><li>• Knowledge of days in a week</li></ul>
<b>DICTIONARY</b>	shoes, chair, torch, brush ,charm, chop, watch, father, mother, think, thunder, throw, thirsty, chips, child, shell, shop, chick etc.
<b>PLAYWAY</b>	<ul style="list-style-type: none"><li>• Nature Walk</li><li>• Fruit Chaat Party</li><li>• I am a chef!</li><li>• Build a word tower</li><li>• Collage on Healthy &amp; Junk Food</li></ul>
<b>SENTENCE STRUCTURE</b>	<ul style="list-style-type: none"><li>• Which fruit is called as the king of fruits?</li><li>• Name a vegetable which is red/yellow/green/white in color.</li><li>• Is a flower living or non-living thing?</li></ul>

<b>GENERAL AWARENESS</b>	<b>Knowledge of:-</b> <ul style="list-style-type: none"><li>• Different types of food, fruits and vegetables.</li><li>• Juicy fruits, fruits with one seed, no seed and many seeds.</li></ul>
<b>LEARNING OUTCOMES</b>	<b>Learners will be able to:-</b> <ul style="list-style-type: none"><li>• Learn the topic by playway method.</li><li>• Learn the topics with correct pronunciation.</li></ul>

# DECEMBER

THEME:OUR HELPERS

THEME: SEASONS

<b>TOPICS</b>	<ul style="list-style-type: none"> <li>Articles(a/an)</li> <li>Opposites</li> <li>Introduction of THIS</li> </ul>
<b>DICTIONARY</b>	<ul style="list-style-type: none"> <li>Short sentences related to this e.g.:-               <ul style="list-style-type: none"> <li>This is a mat.</li> <li>This is an Igloo.</li> <li>This is a cup.</li> <li>This is a book etc</li> </ul> </li> </ul>
<b>PLAYWAY</b>	<ul style="list-style-type: none"> <li>Role Play on 'Our Helpers'</li> <li>Hands on Articles</li> <li>Craft activity on different types of seasons</li> </ul>
<b>SENTENCE STRUCTURE</b>	<ul style="list-style-type: none"> <li>Who teaches you?</li> <li>Who treats you when you are ill?</li> <li>Which is your favorite season?</li> <li>In which season we wear cotton/woolen clothes?</li> </ul>
<b>GENERAL AWARENESS</b>	Knowledge of:- <ul style="list-style-type: none"> <li>Different equipments used by our helpers.</li> <li>Different types of seasons.</li> </ul>
<b>LEARNING OUTCOMES</b>	Learners will be able to:- <ul style="list-style-type: none"> <li>Gather knowledge about different types of clothes and fruits we use in different seasons.</li> <li>Appreciate the hardwork done by our helpers.</li> </ul>

# JANUARY-FEBRUARY

THEME:ILOVEMYINDIA

<b>TOPICS</b>	<ul style="list-style-type: none"> <li>Recapitulation of This</li> <li>Introduction of THAT</li> </ul>
<b>DICTIONARY</b>	<ul style="list-style-type: none"> <li>General sentences related to That e.g.:-               <ul style="list-style-type: none"> <li>That is a bird.</li> <li>That is an apple.</li> <li>That is a pond.</li> <li>That is a star etc.</li> </ul> </li> </ul>

<b>PLAYWAY</b>	<ul style="list-style-type: none"> <li>• Tearing &amp; Pasting activity in TIRANGA</li> <li>• Bingo</li> </ul>
<b>SENTENCE STRUCTURE</b>	<ul style="list-style-type: none"> <li>• What does tree gives us?</li> <li>• Why do we celebrate Republic Day</li> </ul>
<b>GENERAL AWARENESS</b>	<p>Knowledge of:-</p> <ul style="list-style-type: none"> <li>• Our neighborhood places.</li> </ul> <p>Importance of :-</p> <ul style="list-style-type: none"> <li>• Growing more and more trees.</li> <li>• Having neat and clean surroundings</li> </ul>
<b>LEARNING OUTCOMES</b>	<p>Learners will be able to:-</p> <ul style="list-style-type: none"> <li>• Learn more about our country.</li> <li>• Learn the importance of clean and green surroundings.</li> </ul>

## **RYMESANDSTORIES**

<b>MONTH</b>	<b>RYMES</b>	<b>STORIES</b>
<b>APRIL- MAY</b>	<ul style="list-style-type: none"> <li>• One Little flower</li> <li>• Humpty Dumpty</li> <li>• Ten little fingers</li> <li>• Two little dicky birds</li> </ul>	<b>THE PEACOCK AND THE CRANE</b>
<b>JULY</b>	<ul style="list-style-type: none"> <li>• My School</li> <li>• Mother Nature</li> </ul>	
<b>AUGUST And SEPTEMBER</b>	<ul style="list-style-type: none"> <li>• Bath time</li> <li>• Lollypop</li> </ul>	<b>DOVE AND ANT</b>

<b>OCTOBER</b>	<ul style="list-style-type: none"> <li>• Baa, Baa, Black sheep</li> <li>• Incy wincy spider</li> </ul>	<b>TWO SILLY GOATS</b>
<b>NOVEMBER</b>	<p>Little seed</p> <ul style="list-style-type: none"> <li>• holi</li> </ul>	
<b>DECEMBER</b>	<ul style="list-style-type: none"> <li>• Snowman</li> <li>• Goodnight</li> <li>•</li> </ul>	<b>THE FOX AND THE SHORK</b>
<b>JANUARY and FEBRUARY</b>	<ul style="list-style-type: none"> <li>• Ellie the elephant</li> <li>• My red balloon</li> </ul>	

**APRIL-MAY**

**THE PEACOCK AND THE CRANE**

Let us enjoy reading this story of **The Peacock and The Crane.**

There was a peacock who often boasted about his beauty. Everyday he walked to the banks of a large lake and looked his own reflections and said "Oh! What a beautiful bird I am! Look at my colourful tail".

Once the peacock saw a crane on the banks of the lake. He said with a sneer to the crane, "What a colourless bird you are! You have no beautiful and colourful feathers like mine".

The crane replied, "Of course! I don't have beautiful feathers. But, my feathers can make me fly across the lake. Can your feathers make you fly?" There was no reply from the peacock.

**MORAL : It is better to be useful than to be beautiful.**

## AUGUST-SEPTEMBER

### DOVE AND ANT

Once a hot day an ant goes to a river and drinks some water. He falls in and shouts: 'Help'. The dove sees an ant and she decides to help him. She flies over the river and drops a leaf in the water. He climbs on it and he gets out of the river. Later, a man sees the dove and he decides to shoot her. The ant comes and bites the man on his leg. The man jumps and his arrow miss the dove. 'Thank you, little ant', says the dove. help each other.

**MORAL : Always help each other**

## OCTOBER

### THE FOX AND THE STORK

A selfish fox once asked a stork to dinner. The invitation made Stork very delighted, and she arrived at the fox's house on time, knocking on the door with her long beak. The fox escorted her to the supper table and gave them both soup in shallow bowls. She couldn't eat any soup since the bowl was too shallow for her.

The fox, on the other hand, quickly lapped up his soup. The stork was upset and irritated, but she didn't show it. She asked the fox to supper the next day to teach him a lesson. She served soup in two tall thin vases, as well. The stork sipped the soup from the vase, but the fox was unable to do so due to his small neck. The fox realized he had made a mistake.

**Moral: Never be selfish.**

## DECEMBER

### THE FOX AND TH SHORK

Two goats stand on opposite ends of a weak and narrow bridge. They both want to cross but are unwilling to let the other go first. When they meet in the middle of the bridge, they start fighting over who should go first. As they fight, the bridge collapses, and both goats fall into the river.

**Moral: It is wise to compromise.**

# **SUBJECT:MATHS**

## **APRIL-MAY**

<b>NUMERACY</b>	<ul style="list-style-type: none"><li>• Recapitulation of counting (1to30)</li><li>• Introduction of counting (31to50)</li><li>• Recapitulation of counting (1to50)</li><li>• After ,before and in between (1to10)</li><li>• Concept of more ,less &amp;equal(1to10)</li><li>• Reverse counting (10to1)</li></ul>
<b>PRE-MATHS CONCEPT</b>	<ul style="list-style-type: none"><li>• Big/Small</li><li>• Tall/Short</li></ul>
<b>ACTIVITY TIME&amp; GAMES</b>	<p>Counting with kidney Beans</p> <ul style="list-style-type: none"><li>• Bubble activity</li><li>• Sorting beans &amp; pebbles</li><li>• Staircase backward technique</li></ul>
<b>LEARNING OUTCOMES</b>	<p>Students will be able to:-</p> <ul style="list-style-type: none"><li>• Develop his/ her mathematical competency.</li><li>• Recognize numbers 'before' and 'after'</li></ul>

## **JULY**

<b>NUMERACY</b>	<ul style="list-style-type: none"><li>• Introduction of counting (51to70)</li><li>• Concept of greater and smaller(1to10)</li><li>• Ascending and Descending order(1to10)</li><li>• Ones and Tens(11to20)</li><li>• After, before and in between(11to20)</li></ul>
<b>PRE-MATHS CONCEPT</b>	<ul style="list-style-type: none"><li>• Long/Short</li><li>• Heavy/Light</li></ul>
<b>ACTIVITY TIME &amp; GAMES</b>	<ul style="list-style-type: none"><li>• Crocodile Activity</li><li>• Straw Game</li><li>• Sliding empty match box left &amp; right</li><li>• Fun with numbers</li></ul>

<b>LEARNING OUTCOMES</b>	<p><b>Students will be able to:-</b></p> <ul style="list-style-type: none"> <li>• <b>Identify greater than ,less than and equal symbols.</b></li> <li>• <b>Develop a connection between daily life contexts and mathematical thinking.</b></li> </ul>
------------------------------	---

## **AUGUST-SEPTEMBER**

<b>NUMERACY</b>	<ul style="list-style-type: none"> <li>• Introduction of counting (71to90)</li> <li>• Smaller, greater and equals(11to20)</li> <li>• Ascending and Descending order(11to20)</li> <li>• Complete the chain(1to50)</li> <li>• Number names-(1to10)</li> </ul>
<b>PRE MATHS CONCEPT</b>	<ul style="list-style-type: none"> <li>• Thick/Thin</li> <li>• Inside/Outside</li> </ul>

<b>ACTIVITY TIME &amp; GAMES</b>	<ul style="list-style-type: none"> <li>• Climbing up the ladder</li> <li>• Stick activity with realistic objects</li> <li>• Snake and ladder</li> <li>• Fire the mountain-Run! Run! Run!</li> </ul>
<b>LEARNIG OUTCOMES</b>	<p>Students will be able to:-</p> <ul style="list-style-type: none"> <li>• Sort objects using varying attributes.</li> <li>• Learn the difference between smallest and greatest</li> </ul>

## **OCTOBER**

<b>NUMERACY</b>	<ul style="list-style-type: none"> <li>• Introduction of counting(91to100)</li> <li>• Pictorial Addition(1to10)</li> <li>• Mind Games+</li> <li>• Ones and Tens(31to50)</li> <li>• Reverse Counting(20to11)</li> </ul>
<b>PRE-MATHS CONCEPT</b>	<ul style="list-style-type: none"> <li>• Full/Empty</li> <li>• Left/Right</li> </ul>
<b>ACTIVITY TIME&amp; GAMES</b>	<ul style="list-style-type: none"> <li>• Addition with concrete objects e.g. pebbles, crayons, pencils, beads etc.</li> <li>• Bindi pasting activity</li> </ul>
<b>LEARNING OUTCOMES</b>	<p>Students will be able to:-</p> <ul style="list-style-type: none"> <li>• Addition with the help of play method.</li> <li>• Solve basic problems of Addition with the help of number rhyme</li> </ul>

## NOVEMBER

<b>NUMERACY</b>	<ul style="list-style-type: none"> <li>• Recapitulation of counting(1to100)</li> <li>• Mind Game(+)(2digitwithoutcarrying)</li> <li>• Number Names(11to20)</li> <li>• Shapes</li> </ul>
<b>PRE-MATHS CONCEPT</b>	<ul style="list-style-type: none"> <li>• More/Less</li> <li>• Same/Different</li> </ul>
<b>ACTIVITY TIME &amp; GAMES</b>	<ul style="list-style-type: none"> <li>• Sand play</li> <li>• Ice Cream stick activity</li> <li>• Number rhyme game</li> <li>• Let's play with shapes and colors</li> </ul>
<b>LEARNING OUTCOMES</b>	<p>Learners will be able to:-</p> <ul style="list-style-type: none"> <li>• Develop the little higher knowledge of mathematical concepts.</li> </ul>

## DECEMBER

<b>NUMERACY</b>	<ul style="list-style-type: none"> <li>• Recapitulation of shapes</li> <li>• Pictorial subtraction(1to10)</li> </ul>
<b>PRE-MATHS CONCEPT</b>	<ul style="list-style-type: none"> <li>• Top/Bottom</li> <li>• Near/Far</li> </ul>
<b>ACTIVITY TIME&amp; GAMES</b>	<ul style="list-style-type: none"> <li>• Take a way through stories</li> <li>• Finger rhyme</li> <li>• Shape Hopscotch.</li> </ul>
<b>LEARNING OUTCOMES</b>	<p>Students will be able to:-</p> <ul style="list-style-type: none"> <li>• Use shape in real life situations.</li> <li>• Use the numbers in real life situation and follow rules of addition.</li> <li>• Add 2-digit numbers quickly using finger game.</li> </ul>

## **JANUARY-FEBRUARY**

<b>NUMERACY</b>	<ul style="list-style-type: none"><li>• Take Away(-)</li></ul>
<b>ACTIVITY TIME &amp; GAMES</b>	<ul style="list-style-type: none"><li>• Take a way through live examples and flashcards</li><li>• Let's play ludo</li></ul>
<b>LEARNING OUTCOMES</b>	<p>Students will be able to:-</p> <ul style="list-style-type: none"><li>• Solve basic problems of subtraction with the help of number rhyme.</li><li>• To develop the concept of numbers in terms of their relative values</li></ul>

हिंदी पाठ्यक्रम  
2025 - 2026  
अप्रैल - मई



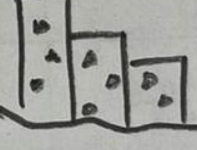
पाठ्य पुस्तक :- स्वर अ, आ, इ, ई, उ, ऊ, ऋ  
लिखना और पढ़ना सिखाना।

वाचन कौशल :- निम्न कविताएँ सुनाई जाएंगी।

1) स्कूल बस

2) अच्छे बच्चे

रचनात्मक कौशल :- चित्रों के माध्यम से  
स्वर की पहचान करना।

अ  आ  इ  इमारत  
अनार आम

शिक्षण उद्देश्य :- 1) छात्रों को स्वरों का ज्ञान  
कराना।

2) कविता वाचन द्वारा छात्रों  
का मनोरंजन करना।

# जुलाई

पाठ्यपुस्तक :- स्वर ए, ऐ, औ, औँ, अं, अः  
लिखना और बोलना सिखाना।

वाचन कौशल :- निम्न कविताएँ अचित हव-भाव  
के साथ सिखाई जाएंगी।

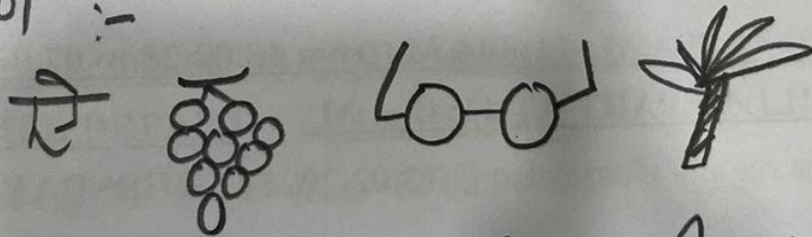
1) छतरी

2) चिड़िया

स्चनात्मक कौशल :- 1) सही चित्र पर गीला  
लगाए।

2) सही स्वर पहचानकर  
चित्र से मिलान करो।

उदाहरण :-



शिक्षण उद्देश्य :- छात्रों को सभी स्वरों का  
ज्ञान करवाना।

## अगस्त - सितम्बर

शिक्षण उद्देश्य :- 1) स्वर अ, ऐ, अं की पुनरावृत्ति।

2) व्यंजन - क, ख, ग, घ, ङ, च, छ, ज, झ, ञ का ज्ञान करवाना।

वाचन कौशल :- कवितारों अर्चित हाव-भाव के साथ सुनाना।


1) पतंग

2) बढ़ते कदम

स्वनात्मक कौशल :- 1) रिक्त स्थानों की पूर्ति द्वारा स्वरों का ज्ञान प्रयत्न किया जाएगा।

(2) सही व्यंजन पहचान कर चित्रों में रंग भरें।

उदाहरण :- ख



शिक्षण उद्देश्य :- छात्रों की व्यंजनों का शुद्ध उच्चारण सिखाना।

## अकटूबर

पाठ्यपुस्तक :- व्यंजन ट, ठ, ड, ढ, ण, त, थ, द लिखना और पढ़ना सिखाना।




वाचन कौशल :- कविताएँ लय व उचित हाव-भाव सहित सिखाई जाएँगी।

① दीवाली

② तारे

रचनात्मक कौशल :- ① श्रुतलेख द्वारा स्वरों और व्यंजनों का अभ्यास करवाया जाएगा।

② व्यंजनों को पहचानकर चित्र बनाना।

उदाहरण :- ट  ड  थ 

**शिक्षण उद्देश्य** :- ① छात्रों को लिखने के लिए प्रोत्साहित करना।

② खेल-खेल में पढ़ना व लिखना सिखाना।

नवम्बर

**पाठ्य पुस्तक** :- व्यंजन ध, न, प, फ, व, भ, म, य पढ़ाना व लिखाना।

**वाचन कौशल** :- कविता और कहानी रंगमंच की सामग्री का प्रयोग करके सुनाई जाएगी।

① सवैरा

② घर

∴ कहानी :- सात पूँछ का चूहा।

**रचनात्मक कौशल** :- चित्र पढ़वाने पर सही व्यंजन पर गोल लगाओ।



ध

म

फ

## दिसम्बर

पाठ्य - पुस्तक :- व्यंजन ए, ल, व, श, ष, झ, ह ।  
का ज्ञान करवाना ।

वाचन कौशल :- कविता 1) मेरा धोड़ ।  
2) बन्दर मामा ।

स्थानात्मक कौशल :- रिक्त स्थान भरो ।

प — — भ — —

शिक्षण उद्देश्य :- 1) चित्र देखकर व्यंजनों  
की पहचान करवाना ।

2) नए शब्दों से परिचित  
करवाना ।

## जनवरी - फरवरी

पाठ्य पुस्तक :- दो अक्षर वाले शब्द लिखना  
और बोलना सिखाना ।


वाचन कौशल :- कविता  
① सपने में परी  
② सब्जी बोली

## शेर और चूहा

गर्मी का दिन था और एक शेर अपनी गुफा में झपकी ले रहा था। अचानक एक चूहा गलती से उसकी नाक पर चढ़ गया और शेर जैसे खतरनाक जानवर को जगा दिया। शेर को बहुत गुस्सा आया। शेर अपने पंजे के नीचे चूहे को कुचलने ही वाला था कि नन्हा चूहा अपनी जान की भीख मांगने लगा। शेर ने चूहे पर दया की और उसे जाने दिया।

कुछ दिनों बाद शेर जंगल में भटकते हुए शिकारियों के जाल में फंस गया और जाल में फंस गया। वह रस्सियों में इस कदर उलझा हुआ था कि हिल भी नहीं पा रहा था। शेर जमीन पर लेट गया और बेबस होकर दहाड़ने लगा। उसकी पुकार पूरे जंगल में गूँज उठी और चूहे के कानों तक पहुँच गई। वह दौड़कर मौके पर पहुंचा और जाल के धागों को टुकड़ों में काट लिया। इस प्रकार शेर की जान बच गई।

**शिक्षा -:** हर चीज की अपनी कीमत होती है



# शेर और गाय

एक गाँव में बहुत सारी गायें थे और वो चारा के लिए पास के लिए बगल वाले जंगल में जाते थे। उसी जंगल में एक बहुत खूंखार शेर रहता था। जब भी गायें जंगल में जाती थीं, शेर एक गाय को चुन कर उसको मार देता था और उसका मांस खा जाता था। इस बात को लेके गायों ने एक बैठक बुलाई और उसमें समझदार गाय ने कहा "आप लोग सब जानते हैं कि शेर हम में से हर बार एक को मार के खा जाता है और उसका कारण यह कि हम सब अलग अलग जंगल में चरने के लिए जाते हैं।

आज से हम सब लोग एक साथ चलेंगे और चरेंगे। "सभी गायें जंगल में निकल पड़ी और जैसे ही जंगल में शेर दिखा, सभी गायें झुण्ड में तरफ धावा बोल दिया। शेर यह देख के डर गया और वहां से भाग गया। MORAL: विभाजित हम गिर जाते हैं। संयुक्त हम खड़े।

# लोमड़ी और कौआ

एक लोमड़ी कई दिनों से भूखी थी। खाने की खोज करते-करते उसने एक पेड़ पर एक कौआ देखा जिसकी चोंच में एक रोटी थी। उसने बड़ी चालाकी से कौए की रोटी लेने के लिए एक उपाय सोचा। वह कौए की बड़ाई करने लगी।- “कौए जी, आपके पंख कितने सुंदर हैं। जरूर आपकी आवाज़ भी बहुत सुरीली होगी। मैं आपका गीत सुनना चाहती हूँ।”

कौआ अपनी झूठी तारीफ़ सुनकर खुश हो गया। उसने गीत सुनाने के लिए जैसे ही अपनी चोंच खोली वैसे ही रोटी नीचे गिर गई। लोमड़ी ने जल्दी से रोटी ली और चाव से खाने लगी और कौआ उसका मुँह देखता रह गया।

**शिक्षा-** हमें किसी के बहकावे में नहीं आना चाहिए।

## Session 2025-2026

### DANCE SYLLABUS

#### CLASS- Pre primary

➤ <u>ITerm (April-September)</u>	➤ <u>II Term(October-February)</u>
<p>➤ <b>Skill Development</b> Enjoy with different formations &amp; movements in dance compositions like circle, semi circle, crossing &amp; intersecting lines</p> <p>➤ <b>Innovative Ability</b> Joyful learning with peers- 'Partners dance'</p> <p>➤ <b>Artistry Approach</b> Bring expressions, flexibility, co-ordination &amp; performance through dance on Patriotic song'</p> <p>➤ <b>Learning outcomes</b></p> <ul style="list-style-type: none"><li>• To explore the talent by demonstrating taught steps</li><li>• Learnt to develop co-ordination</li></ul>	<p>➤ <b>Skill Development</b> Inco-operate the expressions, flexibility, co-ordination &amp; performance through western dance on 'Eng song'</p> <p>➤ <b>Innovative Ability</b>  Develop the technique of Focus, performance quality through 'Prop-dance'</p> <p>➤ <b>Artistry Approach</b>  Recognize their own emotions through freestyle dance on popular Hindi song'</p> <p>➤ <b>Learning outcomes</b></p> <ul style="list-style-type: none"><li>• Develop an understanding on various movements &amp; directions with basic patterns in dance composition</li><li>• To bring flexibility &amp; expressions</li></ul>