

**ENGLISH**  
**SESSION – (2024 – 2025)**  
**CLASS – 1**



**YIPPY KIDS!**

**HAVE A HAPPY HAPPENING SUMMER BREAK.**

**Dear AVBians, Warm Greetings! This summer vacations just do not sit idle and watch T.V. or play with mobile phones or other electronic gadgets. Let your creativity flourish by indulging in simple and yet fun filled activities. Parents are advised to guide and motivate their young ones to complete their holidays task in a very organized manner. Little ones, this is your chance to look after your grandparents, parents and even your younger brothers and sisters. You can surely be of some help around the house. Do remember four magical words – Please , Thank You , Sorry and Excuse Me to make them a part of your personality. So, enjoy , have fun and come back with a lot of enthusiasm.**



**INSTRUCTIONS:**

- 1. Holiday Homework of all the subjects should be done in class notebooks very neatly.**
- 2. Do all the worksheets neatly and keep them in a well labeled folder. Write name, class and section on each worksheet.**
- 3. Due importance should be given to holidays assignments as all the activities will be graded.**
- 4. Schedule for submission of Holiday Homework.**

<b>DATE</b>	<b>DAY</b>	<b>SUBJECT</b>
<b>4 .7. 24</b>	<b>THURSDAY</b>	<b>ENGLISH</b>
<b>6 .7. 24</b>	<b>SATURDAY</b>	<b>HINDI</b>
<b>8. 7 .24</b>	<b>MONDAY</b>	<b>MATHS</b>



**NOTE: The school will remain closed from 16/05/24 (Thursday) to 29/06/24 (Saturday) and will reopen on 1/07/24 (Monday)**

## **ENGLISH**

- 1. Do loud reading of L - 2 The Clever Rabbit and L – 3 Aarushi and Her Vacation.**
- 2. Learn difficult words of L -2 and L -3 thoroughly.**
- 3. Do 1 to 10 pages in Cursive Writing Book.**
- 4. Do worksheets 1,2,3,4,5 and 6 in “Learning Grammar the Fun Way.**
- 5. In your English class notebook , write two new words everyday and frame sentences.**
- 6. All the little ones are fond of watching “Cartoon Channels”. So answer the following questions.**
  - a. Who is Mickey Mouse?**
  - b. Who are his friends?**
  - c. Where do Mickey Mouse and his friends live?**
  - d. Who is Mickey’s pet?**
  - e. Name the person who made the “Mickey Mouse” Character?**

**Now make a picture of your favourite Disney**

**Character on any colourful sheet and write about it.**

**FUN TIME : Learn and write the steps to prepare a “Healthy Yummy Veggie Sandwich” for the class party after summer break in your class notebook.**

## **ACTIVITIES:**

**Make an attractive pictorial chart according to your Roll Numbers.**

- a. Singular / Plural or Nouns ( 1 to 20 )**
- b. Opposites or Position Words ( 21 onwards )**

**For All: Learn Poems**

- a. Ten Little Teddy Bears**
- b. Ding Dong**

**Best Out of Waste : Make a beautiful soft toy related to the poem . Teddy Bear or Pussy Cat using waste materials.**

- Read lots of short stories and kids magazines to polish your reading and speaking skills.**




## ENGLISH WORKSHEET – 1

### TOPIC – Concept of a / AN

#### **A. Fill in the blanks with a or an.**

1. There is \_\_\_\_\_ rose on the table.
2. \_\_\_\_\_ Egg is in the bowl.
3. My friend has \_\_\_\_\_ rabbit.
4. We use \_\_\_\_\_ umbrella when it rains.
5. My mother gave me \_\_\_\_\_ orange and \_\_\_\_\_ banana

To eat.



#### **B. Here is your mother's shopping list. Can you put a or an before the things she wants to buy ?**

1. \_\_\_\_\_ box of chocolates
2. \_\_\_\_\_ oatcake
3. \_\_\_\_\_ paint brush
4. \_\_\_\_\_ apple pie
5. \_\_\_\_\_ bunch of grapes
6. \_\_\_\_\_ inkpot



## ENGLISH WORKSHEET - 2

### TOPIC – Is, Are and Am

Put is , are or am in the passage given below.

Hello! My name \_\_\_\_\_ Reena.

I \_\_\_\_\_ six years old.

I \_\_\_\_\_ a student of AVB Public School.

Ankit and Priya \_\_\_\_\_ my brother and sister.

I \_\_\_\_\_ in class first.

My father \_\_\_\_\_ a doctor and my mother \_\_\_\_\_ a lawyer.

My grandparent's \_\_\_\_\_ teachers.

Bruno \_\_\_\_\_ our pet dog.

It \_\_\_\_\_ very lovable.

We \_\_\_\_\_ a happy family.



**FUN ZONE - CREATIVE WRITING**

**Color and write five sentences on “Home Sweet Home”. (Use keywords from the box given below)**

**Beautiful , Rooms , Colour , Garden , Big / Small**



---

---

---

---

---

---

---

सत्र 2024-25

कक्षा - प्रथम

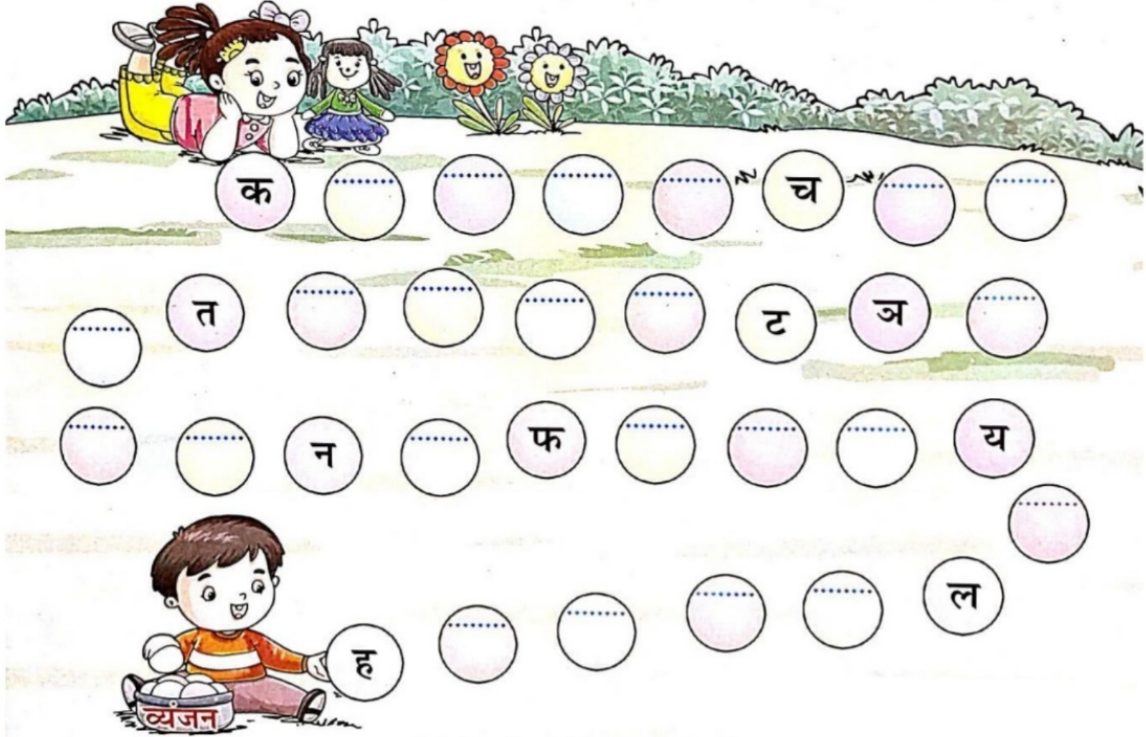
विषय - हिन्दी

कार्य पत्रिका - 1

प्रश्न 1 आइए , फूलों पर क्रम से एक-एक स्वर को लिखें



प्रश्न 2 गेंदों पर क्रम से व्यंजनों को लिखिए -





प्रश्न 3 अक्षर पहचानकर सही चित्र पर (✓) का निशान लगाए ।

		<input type="checkbox"/>		<input type="checkbox"/>		<input type="checkbox"/>
		<input type="checkbox"/>		<input type="checkbox"/>		<input type="checkbox"/>
		<input type="checkbox"/>		<input type="checkbox"/>		<input type="checkbox"/>

प्रश्न 4 चित्र पहचानकर सही अक्षर पर (✓) का निशान लगाए ।

च <input type="checkbox"/> उ <input type="checkbox"/> ड <input type="checkbox"/>	औ <input type="checkbox"/> ल <input type="checkbox"/> प <input type="checkbox"/>	न <input type="checkbox"/> क <input type="checkbox"/> क्ष <input type="checkbox"/>
झ <input type="checkbox"/> ज <input type="checkbox"/> ञ <input type="checkbox"/>	थ <input type="checkbox"/> ज <input type="checkbox"/> आ <input type="checkbox"/>	य <input type="checkbox"/> प <input type="checkbox"/> ष <input type="checkbox"/>

सत्र 2024-25

कक्षा - प्रथम

विषय - हिन्दी

कार्य पत्रिका - 2

प्रश्न 1 सही वर्ण चुनकर चित्र का नाम पूरा कीजिए -



फल

स ल



ट

ब क



व

ज न



लश

क भ न



हल

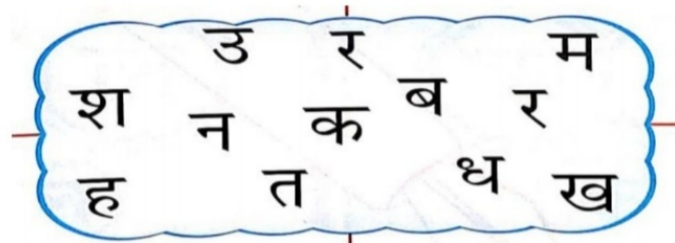
क श म



टर

ग म प

प्रश्न 2 नीचे दिए गए वर्णों से छह शब्द बनाइए -



\_\_\_\_\_

\_\_\_\_\_

\_\_\_\_\_

\_\_\_\_\_

\_\_\_\_\_

\_\_\_\_\_

प्रश्न 3 खाली जगह भरो

1 नयन \_\_\_\_\_ चख । (रथ/फल)

2 पलक \_\_\_\_\_ पकड़ । (भवन/कलश)

3 नल पर \_\_\_\_\_ भर । (घर/टब)

4 कमल बतख मत \_\_\_\_\_ (टहल/पकड़)

5 अकबर \_\_\_\_\_ पहनकर चल । (अदरक/अचकन)

प्रश्न 4 दिए गए चित्र में से आपको जो आदतें अच्छी लगती है , उन पर सही (✓) का निशान लगाइए ।



# MATHS

## SESSION (2024-2025)

1. Learn and write –
  - a. Counting 1 to 100
  - b. Days of the week
  - c. Months of the year
2. Do Building Numbers 1 to 20.
3. Do Worksheet no. 1 to 5 in Maths workbook.



### Activities

- Make an attractive pictorial chart according to your Roll numbers.
- Make an “Abacus” with the help of colourful beads (Roll no. 1 to 20).
- Make a chart of different “Shapes and Patterns” using stones , glaze paper , matchsticks etc (Roll no. 21 onwards).
- For All : Make Number Cards 0 to 30 with Number names.

# MATHS WORKSHEET 1

## TOPIC : Before , After and Between

A. 19 \_\_\_\_\_

B. 9 \_\_\_\_\_ 11

C. \_\_\_\_\_ 17

D. \_\_\_\_\_ 8

E. 5 \_\_\_\_\_

F. 13 \_\_\_\_\_ 15

G. 2 \_\_\_\_\_ 4

H. \_\_\_\_\_ 13

I. 5 \_\_\_\_\_



# MATHS WORKSHEET 2

TOPIC : Put < , > or =

A. 11 ○ 13

B. 7 ○ 20

C. 19 ○ 18

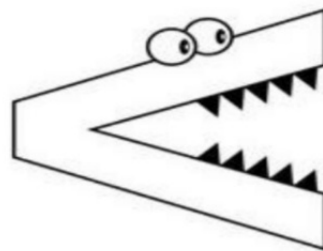
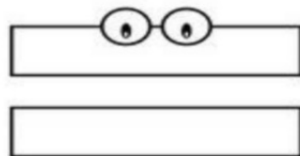

D. 3 ○ 6

E. 15 ○ 15

F. 17 ○ 7

G. 20 ○ 10

H. 12 ○ 12



## MATHS WORKSHEET 3

### TOPIC : Order of Numbers

Arrange the numbers in ascending order ( small to big numbers)

a. 7 , 4 , 9 , 8 , 2

---

b. 10 , 14 , 7 , 17 , 4

---

c. 13 , 8 , 19 , 3 , 5

---

Arrange the numbers in descending order ( big to small numbers)

a. 12 , 20 , 10 , 18 , 16

---

b. 19 , 11 , 16 , 13 , 15

---

c. 9 , 12 , 6 , 19 , 8

---

