

ENGLISH

SESSION – (2024 – 2025)

CLASS – 2



Summertime, summertime,

Let's go out and play.

Time for fun and lots of sun,

I love these kinds of days!

Summertime, summertime,

Swimming to stay cool.

Pillow fights eat night's bites,

An awesome break from school.



Children, it's true that Summer Holidays are fun filled days.

However these days can also be a fruitful time for some creativity. Explore the magical world of books during these holidays. Improve your vocabulary and handwriting.

Watch interesting and educational programmes on T.V.

Along with that do the practice worksheets we have designed for you, with the help of your parents.

INSTRUCTIONS:

- 1. Holidays Homework of all the subjects should be done in class notebooks very neatly.**
- 2. Do all the assignments neatly and keep them in a well labeled folder. Write name, class and section on each worksheet.**
- 3. Due importance should be given to holidays homework as all the activities will be graded.**
- 4. Schedule for submission of worksheets.**

DATE	DAY	SUBJECT
4.7.24	Thursday	English
6.7.24	Saturday	Hindi
8.7.24	Monday	Maths



NOTE: The school will remain closed from 16/05/24 (Thursday) to 29/06/24 (Saturday) and will reopen on 1/07/24 (Monday)

ENGLISH

1. Do loud reading of L – 2 The Paint Brush and L -3 Tiya and the Traffic Lights. 2. Learn difficult words of L -2 and L -3 thoroughly. (Dictation will be taken when the school reopens) 3. Do 1 to 15 pages in your “Cursive Writing Book.” 4. Do worksheet 50 and page 64 in “Learning Grammar the Fun Way”. 5. Make a flower with five big petals. On each petal write one good quality about you in a beautiful way.

Fun Zone: Learn and write the steps to make delicious “Fruit Cream Delight” by mixing seasonal fruits, cream and sweetener. Share with your family members. They will be delighted and love it. (“Dessert Party” will be organized after vacations.)

ACTIVITIES: Make an attractive Pictorial Chart according to your Roll Numbers.

1. Describing Words or Action Words (1 to 20)

2. Genders or Homophones (21 onwards)

3. For All – Learn Poems

a. Fruits and Vegetables


b. Loose Tooth

Make a beautiful chart on any one poem.

ENGLISH WORKSHEET -1

TOPIC-PICTURE COMPOSITION

Describe the following picture in six sentences.



ENGLISH WORKSHEET -2

TOPIC – COMPREHENSION PASSAGE

Read the passage and answers the questions given below.



Reema stood first in a dance competition. Her father was very happy with her. He gave her a beautiful doll as a prize. The doll was wearing a pink gown. It had a long curly hair. It was carrying a brown bag. It was wearing black colored shoes. There was a big park behind Reema's house. Every evening she went there to play with her friends. Reema showed her new doll to her friends.

Q1.Why was Reema's father happy?

Q2. What did he give her as a prize?

Q3. Where did Reema go to play?

Q4. State "True" or "False".

a) The doll was wearing a blue gown. (_____)

b) Reema showed her doll to her friends. (_____)

Q5. Write the "Opposites" of the following.

a) Curly - _____

b) New - _____

c) Behind - _____

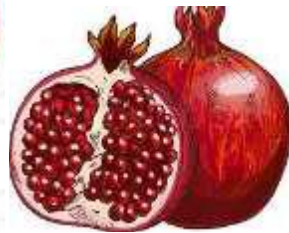

d) Ugly - _____

Q6. Underline the "Describing Words" in the passage above with colored pencils.

FUN TIME

WORD POWER

**Write the names of these fruits and vegetables and learn
Their spellings.**




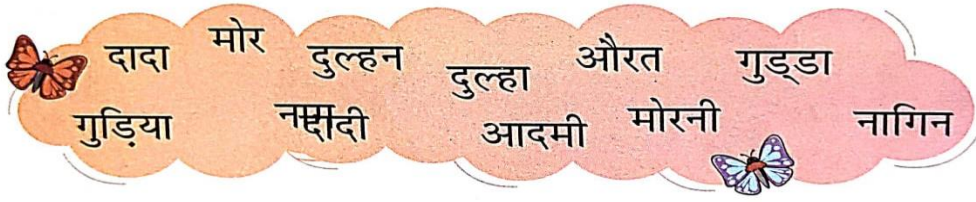
सत्र 2024-25

कक्षा - द्वितीय

विषय - हिन्दी

कार्य पत्रिका - 1


प्रश्न 1 स्त्रीलिंग और पुल्लिंग शब्दों को छाँटकर सही टोकरी में लिखिए -




प्रश्न 2 सही मात्रा लगाकर शब्द पूरे करो -



क...आ



अ...म



मुसग...



रे...लगाड़...



...च...ड़य...



...नक


प्रश्न 3 नीचे दी गई मात्राओं एवं वर्णों से शब्द बनाओ -



.....



.....



.....



.....

.....



प्रश्न 4 चित्र को ध्यान से देखकर खाली स्थान भरिए -



(क) खेल रहे हैं।

(बच्चे/बूढ़े)

(ख) पार्क में एक है।

(झूला/कुरसी)

(ग) चिड़ियाँ पर बैठी हैं।

(बेंच/पेड़)

(घ) फूलों पर उड़ रही हैं।

(चिड़ियाँ/तितलियाँ)

(ङ) माली में पानी दे रहा है।

(पेड़ों/पौधों)

सत्र 2024-25

कक्षा - द्वितीय

विषय - हिन्दी

कार्य पत्रिका - 2

प्रश्न 1 बिमनलिखित एकवचन व बहुवचन शब्दों को छाँटकर सही स्थान पर लिखो ।

चिड़िया, तितलियाँ, पतंगें, केले, लड़का, गेंद, कुर्सी, आँखें, लड़की, किताबें

एकवचन					
बहुवचन					


प्रश्न 2 शब्द के अंतिम वर्ण से नए शब्द बनाकर शब्द लड़ी पूरी कीजिए ।

रमन

प्रश्न 3 अकबर बीरबल की कहानी 'अकबर का तोता' इंटरनेट की सहायता से पढ़िए और याद कीजिए ।

प्रश्न 4 पाठ-2 'क्या तुम हो मेरी माँ ?' के प्रश्न उत्तर याद कीजिए ।

प्रश्न 5 देखो , चित्र में कौन क्या कर रहा है । पाँच पंक्तियाँ लिखो ।



रचनात्मक कार्य

अनुक्रमांक के अनुसार निम्नलिखित विषयों पर एक चार्ट का निर्माण चित्र सहित कीजिए

1. लिंग (अनुक्रमांक 1 से अनुक्रमांक 10 तक)
2. विलोम (अनुक्रमांक 11 से अनुक्रमांक 20 तक)
3. कविता (अनुक्रमांक 21 से अनुक्रमांक 30 तक)
4. वचन (अनुक्रमांक 31 से अनुक्रमांक अंत तक)

HOLIDAY HOMEWORK

CLASS II

MATHEMATICS



- Learn multiplicative tables from 2 to 12.
- Practice Ch-1 Lets revise Ch-2 Even and Odd numbers for Periodic assessment -1
- Do 9 to 20 pages in Maths Workbook.
- All the students are required to revise the syllabus covered so far thoroughly.

ACTIVITY CORNER (To be done on A4 sheet)

- Danny, the dog is homeless and is looking forward to have one. Will you help him have his own house? Construct a house on A4 sheet with different shapes that you know using colourful papers, sticks or any other hand craft items.



- Draw any **one** of the following by using horizontal (Sleeping) lines, vertical (Standing) lines, Slanting lines and curved lines only. (small sticks can also be used for lines).
 - a) A rangoli design
 - b) A bird
 - c) A hut
 - d) A boat

Solve the puzzle



Skip Counting by 5



5		15		
	35			50
	60			
80			95	
	110			125
		140		
155				175
	185		195	
205			220	
		240		

WORKSHEET

Q1. Complete the following questions from the given hints:-

16	32	27	18
68	20	12	95
75	82	95	61

In the table, Can you find?

A number between 10 and 15	
A number between 90 and 100	
A number smaller than 50	
A number between 30 and 40	
A number that has 6 tens	
A number that has 5 ones	
A number that has 2tens.	
A number that has 2 digits the same.	
A number larger than 50	

Q2. Write the smallest and greatest number in each set and Arrange them in Descending order:-

Digits	Smallest	Greatest	Descending order
1,3,5,4			
3,0,7,2			
9,8,5,1			
6,7,4,0			

Q3. Fill in the blanks with (<, > or =)

a) 23 _____ 14

b) 63 _____ 34

c) 32 _____ 20

d) 22 _____ 19

e) 15 _____ 40

f) 30 _____ 11

Q4. Write the numbers names for the following.

a) 34 _____

b) 12 _____

c) 75 _____

d) 45 _____

e) 63 _____

Q5. Add the following.

$$\begin{array}{r} 69 \\ + 22 \\ \hline \end{array}$$

$$\begin{array}{r} 21 \\ + 19 \\ \hline \end{array}$$

$$\begin{array}{r} 12 \\ + 94 \\ \hline \end{array}$$

$$\begin{array}{r} 16 \\ + 25 \\ \hline \end{array}$$

$$\begin{array}{r} 13 \\ + 27 \\ \hline \end{array}$$

$$\begin{array}{r} 16 \\ + 25 \\ \hline \end{array}$$

$$\begin{array}{r} 12 \\ + 94 \\ \hline \end{array}$$

$$\begin{array}{r} 21 \\ + 19 \\ \hline \end{array}$$

$$\begin{array}{r} 69 \\ + 22 \\ \hline \end{array}$$

$$\begin{array}{r} 62 \\ + 39 \\ \hline \end{array}$$

$$\begin{array}{r} 59 \\ + 38 \\ \hline \end{array}$$

$$\begin{array}{r} 16 \\ + 27 \\ \hline \end{array}$$

$$\begin{array}{r} 72 \\ + 48 \\ \hline \end{array}$$

$$\begin{array}{r} 79 \\ + 11 \\ \hline \end{array}$$

$$\begin{array}{r} 34 \\ + 38 \\ \hline \end{array}$$

$$\begin{array}{r} 18 \\ + 14 \\ \hline \end{array}$$

$$\begin{array}{r} 36 \\ + 26 \\ \hline \end{array}$$

$$\begin{array}{r} 45 \\ + 26 \\ \hline \end{array}$$

$$\begin{array}{r} 28 \\ + 53 \\ \hline \end{array}$$

$$\begin{array}{r} 45 \\ + 16 \\ \hline \end{array}$$

MAKE MODELS OR CHARTS

Prepare models or charts according to your roll no.

ROLL NO	TOPIC
1-10	Place value
11-20	3D Geometrical shapes
21-30	Clock
31-40	Multiplicative tables
41 ONWARDS	Ordinal and cardinal numbers