

## HOLIDAY HOMEWORK

ENGLISH

CLASS IV



Hurray!! Summer holidays have finally arrived. It is the perfect time to relax, play, and learn new things. These holiday activities are planned to make learning fun and interesting. Use your time wisely, be creative, and enjoy every moment of your holidays. Here are some holiday activities designed for creative utilization of time. Give a flight to your imagination and spend time purposely.

### Some points to be remember

- ❖ Drink plenty of juice and water to avoid dehydration.
- ❖ Make hand washing and hygiene a part of your routine.
- ❖ Holiday homework will be assessed on the basis of creativity and efforts of students.
- ❖ It's the perfect time to enhance your speaking skill and vocabulary by conversing in English with your family and siblings.
- ❖ Holiday homework should be your authentic creative work.
- ❖ Encourage your children to read books to enhance their language skills. Reading will also boost their interpretative skills and provide them valuable literary experience.
- ❖ **All the students are required to revise the syllabus of all subjects covered so far thoroughly.**

### DATE OF SUBMISSION OF HOLIDAY HOMEWORK:

<u>DATE</u>	<u>DAY</u>	<u>SUBJECT</u>
06-07-26	Monday	ENGLISH
07-07-26	Tuesday	HINDI
08-07-26	Wednesday	MATHEMATICS
09-07-26	Thursday	EVS

- **Paper bag puppet:** Make paper bag puppets to tell an amazing story using these puppets.
- **Cooking time:** Cook a simple dish with your grandparents and write its recipe. (on A4 size sheet)
- Make a **comic book** of your own taking clues from the story **TENALI RAMAN/ AKBAR & BIRBAL**. Draw pictures and write the dialogues in the bubbles.



### READING TIME:

Reading is important because it develops the mind. Understanding the written words is one way the mind grows in its ability. Reading helps to develop language. It also helps to learn and listen.

### Read the following books.

- ❖ **Black Beauty** by Anna Swell
- ❖ **Gulliver's Travels** by Jonathan Swift
- ❖ **Arabian Nights Stories**



CREATIVE WRITING: Do one-page cursive writing neatly for fifteen days regularly in a separate notebook.

- **Make a colourful chart on the following topics according to your Roll No's:**

ROLL NO.	TOPIC
1-10	Any creative poem
11-20	Nouns- Its kinds
21-30	Tenses
31 onwards	Adjectives

## WORKSHEET-1

NAME \_\_\_\_\_ SEC \_\_\_\_\_ ROLL NO \_\_\_\_\_

Q1. Read the following story carefully and answer the questions given at the end.

Once upon a time there lived a boy named Rama in a Tenali Village. As the family responsibilities of Rama grew, he started looking for some better livelihood opportunities. Coincidentally, Rajguru of Vijaynagar royal court was visiting Tenali village.



Rama tried his level best to please the Rajguru . In turn the Rajguru promised that he will convince King Krishnadev to appoint Rama as an advisor in his royal court. However, the Rajguru was cunning person and he simply dismissed the Rama's matter after returning to Vijaynagar. After waiting for long, Rama went to Vijaynagar city on his own and planned to visit an esteemed poet of royal court – Thimana. Thimana was impressed with Rama's intellect and he gifted Rama a pearl pendant received by him from King Krishnadev Rai.



Next day Rama entered the Royal court. King Krishnadev Rai was amazed to see the royal pendant around a stranger's neck. When inquired about it, Tenali replied that he is the one who has won the heart of the person dearest to you – Thimana. Even King was impressed with Rama's intelligence and humor, so he appointed Rama as his royal advisor and awarded him a new name – Tenali Rama.



Choose the correct option:

1. The name of the Rama village was

- a. Tenali Village                      b. Vijaynagar                      c. Thimana

2. Who convince Krishnadev to appoint Rama as an advisory in his royal court?

- a. Rajguru                      b. Villagers                      c. Friends

3. Who was impressed first with Ram's intellect?

- a. King                      b. Rajguru                      c. Thimana

4. What did Thimana gifted Rama?

---

---

---

5. Why did Rama go to Vijaynagar?

---

---

---

---

6. Find the synonyms of the following words from the passage.

a. Surprise \_\_\_\_\_

b. Reward \_\_\_\_\_

7. Give the suitable title or heading to the story.

---

**Q2. Choose the correct word from those given in the brackets.**

- a. In Goa, I could \_\_\_\_\_ the \_\_\_\_\_ from my hotel. (sea, see)
- b. At the zoo, I saw a \_\_\_\_\_ as dark as my \_\_\_\_\_. (hare, hair)
- c. The wind \_\_\_\_\_ the \_\_\_\_\_ kite up towards the sky.  
(blue, blew)
- d. The \_\_\_\_\_ is shining, said Pihu to her \_\_\_\_\_. (Sun, son)
- e. I felt \_\_\_\_\_ last \_\_\_\_\_ because I was sick. (weak, week)

**Q3. Underline the common and circle the proper noun.**

- a) Oscar told his uncle about an accident.
- b) The tourist visited Agra and saw the Taj Mahal.
- c) Tigers are found in different countries.
- d) Dr. Rao is a famous doctor.
- e) Sri Lanka is an Island.
- f) Riyadh is a big city.

**Q4. Fill in the blanks with suitable words.**

- a) I wanted to be \_\_\_\_\_ scientist in \_\_\_\_\_ future.
- b) \_\_\_\_\_ sunrises in \_\_\_\_\_ East.
- c) This is \_\_\_\_\_ real diamond ring. It's \_\_\_\_\_ expensive one.

d) I saw \_\_\_\_\_ dolphin show yesterday and had \_\_\_\_\_ ice cream after \_\_\_\_\_ show.

e) \_\_\_\_\_ Everest is \_\_\_\_\_ highest peak in \_\_\_\_\_ world.

f) She met with \_\_\_\_\_ accident last Wednesday.

**Q5. Use punctuation marks wherever necessary for the following sentences given below.**

a) We travelled to jaipur by bus

---

b) I had stuffed paratha curd and salad in lunch

---

c) look the thief is running

---

d) mr Kapoor's family is warm friendly and nice

---

e) gosh it smells so bad

---

f) hurray i won the game

---

## ग्रीष्मावकालीन गृहकार्य 2026 -27

### कक्षा - चतुर्थ

### विषय - हिंदी

#### नोट -

- कार्य करते समय स्वच्छता का विशेष ध्यान रखें।
- समस्त लिखित कार्य अपनी कक्षा कार्य कॉपी में करें।

#### अभ्यास कार्य पत्रिका

#### प्रश्न 1 नीचे दिए गए अपठित गद्यांश को पढ़कर पूछे गए प्रश्नों के उत्तर दीजिए।

प्राचीन समय की बात है। राजगीर नगर में धर्मचंद नामक सेठ रहता था। उसे प्रायः व्यापार के सिलसिले में शहर-शहर घूमना पड़ता था। वह प्रायः धर्मशालाओं में ठहरता था। उन दिनों, धर्मशालाओं में ठहरने का निशुल्क प्रबंध होता था।

एक बार, सेठ रात के समय एक धर्मशाला में पहुंचा जिसका द्वार बंद था। उसने द्वार खटखटाया। चौकीदार ने अंदर से कहा, 'द्वार केवल सोने के सिक्के से ही खुलता है। सेठ ने द्वार के नीचे से सोने का एक सिक्का अंदर खिसका दिया और अब द्वार खुल गया। सेठ अंदर आ गया। कुछ ही देर में सेठ ने चौकीदार को कुछ सामान लेने के लिए बाहर भेजा और सेठ ने अंदर से द्वार बंद कर लिया। अब चौकीदार ने द्वार खटखटाया तो सेठ ने चौकीदार वाला वाक्य दोहरा दिया। चौकीदार सब कुछ समझ गया और उसने सेठ वाला सोने का सिक्का अंदर खिसका दिया। सेठ अपना सिक्का प्राप्त करके बहुत प्रसन्न हुआ।

(क) सेठ का नाम क्या था? वह कहाँ रहता था?

---

(ख) सेठ शहर-शहर में घूमकर प्रायः कहाँ ठहरता था?

---

(ग) चौकीदार ने द्वार खोलने के लिए क्या कहा?

---

(घ) सेठ किस समय धर्मशाला पहुँचा?

(i) रात में ( )

(ii) दोपहर में ( )

(iii) सायं में ( )

(iv) इनमें से कोई नहीं ( )

(ड) सेठ ने द्वार के नीचे से क्या खिसका दिया?

(i) एक पत्र ( )

(ii) एक चादर ( )

(iii) एक हार ( )

(iv) सोने का एक सिक्का ( )

(च) आपको सेठ कैसे लगे?

(i) मूर्ख ( )

(ii) सुस्त ( )

(iii) चालाक ( )

(iv) गरीब ( )

(छ) दिए गए शब्दों के पर्यायवाची शब्द गद्यांश से ढूँढकर लिखिए।

(i) स्वर्ण .....

(ii) पुराना .....

**प्रश्न 2 दिए गए शब्दों का वर्ण विच्छेद कीजिए।**

i. समारोह \_\_\_\_\_

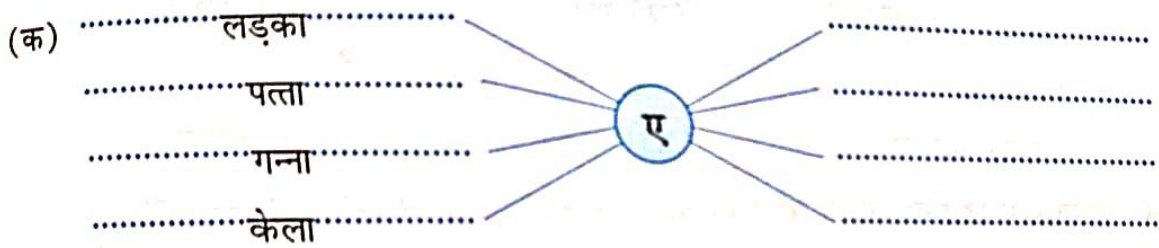
ii. श्रमिक \_\_\_\_\_

iii. सैनिक \_\_\_\_\_

iv. नमस्कार \_\_\_\_\_

v. अनुमान \_\_\_\_\_

**प्रश्न 3 वचन के आधार पर शब्दों को जोड़कर लिखिए।**

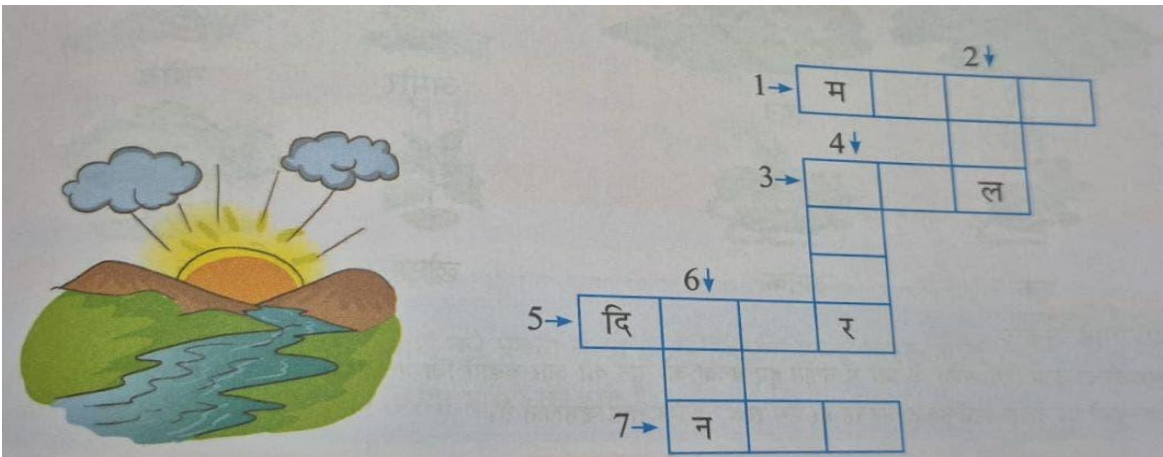


प्रश्न 4 नीचे बने भाषा वृक्ष में भारत में बोली जाने वाली भाषाओं के नाम लिखिए।




प्रश्न 5 दिए गए शब्दों के पर्यायवाची शब्द से शब्द सीढ़ी पूरी कीजिए।

भौरा, पंकज, हवा, घमंड, सूर्य, नेत्र, नया



प्रश्न 6 इस घने जंगल में छः पशु छिपे हैं उन्हें ढूँढकर उनके नाम लिखिए।



.....  
.....  
.....  
.....  
.....  
.....

### लिखित कार्य

प्रश्न 7 'आपने गर्मी की छुट्टियों में क्या-क्या किया' विषय पर एक अनुच्छेद लिखिए।

प्रश्न 8 दिए गए चित्र को देखकर कहानी निर्माण कीजिए।



- प्रथम इकाई परीक्षा हेतु पाठ 1 'देश हमारा' तथा पाठ 2 'काम से काम' के प्रश्न उत्तर याद कीजिए।

### रचनात्मक कार्य

- अपने अनुक्रमांक अनुसार दिए गए विषय पर सुंदर चार्ट बनाइए।

अनुक्रमांक

विषय

1 - 20

स्वच्छ पर्यावरण स्वस्थ जीवन

21 - 31

पाठ्यपुस्तक से अतिरिक्त कविता

31 से आगे

संज्ञा या सर्वनाम

# MATHEMATICS

## CLASS IV



- LEARNING – Learn multiplicative tables from 2 to 20.
- PRACTICE WORK – Do practice of the following
- Ch -1 Number System Ch-2 Addition of numbers Ch-3 and Subtraction of numbers for Periodic Test-1.
- All the students are required to revise the syllabus covered so far thoroughly.

### ACTIVITY CORNER

- 1) An Abacus is a great way for visual and tactile learners to learn about numbers and arithmetic. Make a beautiful and creative model of Abacus.
- 2) **Geometrical Park-** Create 3D shapes (cylinders, cones, prisms) to explain volume and surface area.
- 3) Make a creative chart on Roman Numerals with Hindu-Arabic Numbers showing numbers 1 to 30.

[Reference video link:

<https://www.youtube.com/watch?v=4XITnI8mTE8>]

### **ART INTEGRATION PROJECT:**

Mandla Art -Using compasses, rulers, and protractors to make intricate geometric patterns.

## WORKSHEET- 1

NAME \_\_\_\_\_ SEC \_\_\_\_\_

Solve the following word problems.

1. A bicycle company sold 75,890 bicycles in May and 63,458 bicycles in June. Find the total number of bicycles.  bicycles.



2. A man sold his two houses for Rs.4,58,000 and Rs.3,75,000 respectively. Find the total amount of money he got.  rupees.



3. One water tank has the capacity of 42,812 litres and the other water tank has the capacity of 2,14,560 litres. Find the total capacity of the two tanks.  litres.



4. The weight of one truck is 15,450 kg and the weight of another truck is 38,658 kg. Find the weight of the two trucks.  kg.



5. The weights of two containers are 4,56,789kg and 3,05,314kg respectively. Find their total weight.  kg.



6. The population of a town is 6,28,347. If 4,87,264 are females, find the number of males.  males.



## WORKSHEET-2

I. Write the number names.

a. 3,89,009 =

---

b. 4,00,034 =

---

c. 89,129 =

---

d. 52,060 =

---

e. 4,02,098 =

---

II. Write in figures.

a. Two lakh seven hundred = \_\_\_\_\_

b. Seven lakh, five thousand four hundred six = \_\_\_\_\_

c. Forty two thousand one hundred ninety four = \_\_\_\_\_

d. Twenty five thousand fifty three = \_\_\_\_\_

e. Five lakh three = \_\_\_\_\_

III. Write the place, place value and periods for the underlined digit.

Number	Place	Place value	Periods
<u>6</u> ,70,096			
7, <u>5</u> 8,007			
9,15, <u>0</u> 57			

WORKSHEET-3

**Math  
PUZZLES BOX**

		7	18
	4	3	15
2			13
15	12	19	

	7		19
4			12
	8	3	16
18	17	12	

1			10
	7		20
6	3		16
14	15	17	

2		9	15
		4	17
1			10
8	15	19	

7			18
	2	6	11
5			15
15	15	14	

	5		15
3			14
	3	9	16
15	14	16	



## WORKSHEET-5

Solve the following subtraction equations and write your answer in the space provided

$$\begin{array}{r} 95,173 \\ - 25,809 \\ \hline \end{array}$$

$$\begin{array}{r} 34,717 \\ - 8,167 \\ \hline \end{array}$$

$$\begin{array}{r} 59,035 \\ - 6,828 \\ \hline \end{array}$$

$$\begin{array}{r} 95,684 \\ - 41,701 \\ \hline \end{array}$$

$$\begin{array}{r} 60,387 \\ - 1,009 \\ \hline \end{array}$$

$$\begin{array}{r} 83,872 \\ - 36,501 \\ \hline \end{array}$$

$$\begin{array}{r} 48,187 \\ - 21,214 \\ \hline \end{array}$$

$$\begin{array}{r} 34,073 \\ - 4,275 \\ \hline \end{array}$$

$$\begin{array}{r} 97,345 \\ - 92,956 \\ \hline \end{array}$$

$$\begin{array}{r} 57,585 \\ - 46,560 \\ \hline \end{array}$$

$$\begin{array}{r} 7,655 \\ - 140 \\ \hline \end{array}$$

$$\begin{array}{r} 11,093 \\ - 5,651 \\ \hline \end{array}$$

$$\begin{array}{r} 56,415 \\ - 14,338 \\ \hline \end{array}$$

$$\begin{array}{r} 76,735 \\ - 17,445 \\ \hline \end{array}$$

$$\begin{array}{r} 71,406 \\ - 3,590 \\ \hline \end{array}$$

$$\begin{array}{r} 6,112 \\ - 551 \\ \hline \end{array}$$

$$\begin{array}{r} 17,009 \\ - 8,113 \\ \hline \end{array}$$

$$\begin{array}{r} 9,345 \\ - 772 \\ \hline \end{array}$$

$$\begin{array}{r} 81,009 \\ - 8,113 \\ \hline \end{array}$$

$$\begin{array}{r} 62,819 \\ - 698 \\ \hline \end{array}$$

# SUMMER HOLIDAYS ASSIGNMENTS

## CLASS - IV | EVS

### I. Scrap Book Project: The Human Machine

Develop a creative scrap book focusing on **Chapter 1 (Organ Systems)** and **Chapter 2 (Sense Organs)**. Ensure your presentation includes:

- **System Profiles:** Select two systems and list their major organs with their unique scientific functions.
- **Interactive Diagrams:** Create labeled diagrams using materials like textured paper or strings to show the path of oxygen or blood.
- **Knowledge Snippets:** Include facts from the "Knowledge Box" regarding the weight of an adult heart and the volume of blood in the human body.

### II. Yoga for Vital Organs

Ancient Indian yoga helps keep our systems fit. Practice these poses and write two benefits for your internal health:

- a) **Tadasana** (Helps in spinal alignment and balance).
- b) **Vrikshasana** (Improves concentration and muscular strength).



### III Inclusive Education: The Braille System

Braille is a tactile writing system used by people who are visually impaired. It uses a series of raised dots to represent letters and numbers.

- **Task:** Search for the Braille alphabet chart. Using bindis, small beads, or dried pulses, recreate the dots for each alphabet on an A4 sheet.
- **Personal Script:** Write your own name using the *Braille Script* on the same sheet.

#### IV World Environment Day (June 5th)

Plant a herb (like Mint or Aloe Vera) in a reused container. Document its growth and click a photo with your plant for your notebook.

#### V Roll Number Wise 3D Model & Chart Allotment

*Note: Use maximum 'Best Out of Waste' materials for these projects.*

Roll No.	Theme & Task
1 to 10	<b>Skeletal Framework:</b> Create a 3D model of the <i>Rib Cage</i> using waste straws or toothpicks.
11 to 20	<b>Digestive Journey:</b> Construct a 3D model of the <i>Alimentary Canal</i> using old plastic pipes and sponges.
21 to 30	<b>The Breathing Tree:</b> Prepare a 3D model showing the <i>Trachea</i> and <i>Lungs</i> using discarded plastic tubes and balloons.
31 to 40	<b>Circulatory Pumping:</b> Draw a large chart of the <i>Heart</i> showing the <i>Auricles</i> and <i>Ventricles</i> in different colors.
41 Onwards	<b>Waste Management:</b> Create a 3D model of the <i>Excretory System</i> (Kidneys, Ureters, Bladder) using used bottle caps and wires.

#### VI Syllabus Revision (PT-1)

Revise and learn the following chapters thoroughly:

- **Chapter 1:** Organ Systems of Our Body
- **Chapter 2:** Sense Organs

# SUMMER HOLIDAYS ASSIGNMENTS

## PRACTICE WORKSHEET | CLASS - IV | EVS

### Q1. Scientific Identification:

1. I am a liquid factory inside your bones that produces blood cells:

\_\_\_\_\_

2. I am the "Chemical House" of the body that purifies substances:

\_\_\_\_\_

3. I am the pear-shaped muscular pump that beats 72 times a minute:

\_\_\_\_\_

4. I am the system that uses raised dots to help people perceive text through touch:

\_\_\_\_\_

### Q2. Complete with Scientific Terminology:

**AURICLES | OSSIFICATION | SALIVA | PORES | 40%**

1. The muscular system constitutes approximately \_\_\_\_\_ of total body weight.

2. Upper chambers of the heart that receive blood are called \_\_\_\_\_.

3. As a baby grows, some bones join together through a process called \_\_\_\_\_.

4. The skin helps in thermoregulation by releasing sweat through tiny \_\_\_\_\_.

5. The mouth starts the process of digestion by mixing food with \_\_\_\_\_.

### Q3. Critical Thinking Corner:

1. Analyze why the left side of the human heart is larger than the right side. (Hint: Think of the pumping distance).

\_\_\_\_\_

2. Why does our body require 'hairs' inside the nose during the process of *Inhalation*?

\_\_\_\_\_

### Q4. Perception & Safety Awareness:

1. Which sense organ and which specific nerve carry the message of a "sweet taste" to your brain?

\_\_\_\_\_

2. Describe how you would identify a 'Good Touch' and an 'Unsafe Touch' using one example each.

\_\_\_\_\_

## COMPUTER SKILLS

### CLASS -IV

## HOLIDAY HOMEWORK



✚ *Do the worksheet.*

✚ *Explore the Web: Web Browsers and Search Engines*

- Make a chart on different types of web browsers or search engines.
- Make the chart on any one of them.
- Use A3 size or A4 size sheets.
- You can draw and color the logos or cut and paste the pictures of them.

✚ *Discovering memory types*


- Make a beautiful chart on types of memories.
- Use A3 size sheet for the same.
- You can cut and paste pictures or draw neatly.
- Make it neat and colorful.



**WORKSHEET-1**  
**COMPUTER SKILLS**  
**CLASS – IV**

NAME - \_\_\_\_\_ SEC - \_\_\_\_\_ DATE - \_\_\_\_\_

Q1. Write the name of the following shapes effect.



Q2. Identify and write down the text formatting options used in the given paragraph.

*A paragraph is a group of sentences or a single sentence that develops one, unified controlling idea, acting as a structural unit of writing. It typically consists of a topic sentence, supporting details, and a conclusion, designed to organize thoughts, improve readability, and signal shifts in topic or focus within a larger piece of work.*

1. \_\_\_\_\_
2. \_\_\_\_\_
3. \_\_\_\_\_

4. \_\_\_\_\_
5. \_\_\_\_\_

### Q3. Tick the correct option.

1. What is MS Word used for?
  - a) Playing games
  - b) Writing and editing text
  - c) Listening to music
  - d) Drawing pictures
2. Which tab contains the 'Bold', 'Italic', and 'Underline' options?
  - a) Insert
  - b) Home
  - c) View
  - d) Review
3. The shortcut key to **save** a document is:
  - a) Ctrl + S
  - b) Ctrl + P
  - c) Ctrl + C
  - d) Ctrl + V
4. Which of the following is a file extension for a Word document?
  - a) .mp3
  - b) .jpg
  - c) .docx
  - d) .exe

### Q4. Fill in the blanks.

1. The \_\_\_\_\_ tab is used to insert pictures, tables, and shapes.
2. \_\_\_\_\_ is an element which you can insert and position anywhere in a document.
3. The \_\_\_\_\_ button is used to make text bold.
4. \_\_\_\_\_ is a gallery of text styles by which we can create special text effects.
5. We can use \_\_\_\_\_ located at the top of the keyboard to take the screenshot.