



SUMMER HOLIDAY ASSIGNMENT GRADE 1

NAME -

SECTION -

Dear Parents,

Summer holidays are around the corner. Despite the hot sun, we can still have a lot of fun, so vacation is here for a sweet treat. In order to enhance the children's creativity and innovation for the progressive learning, the School has designed a few engaging activities and holiday homework. Help your children to do it.

HOLIDAYS... FUN TIME ... PARTY TIME

Morning Blessings- Help your children to inculcate good habits by doing “Surya Pranam” and encourage them to greet all elders in the morning.

Fun in knowing- Tell the children about your childhood, share incidents from the past and show them your old family albums. This will strengthen the bond between you and your children.

Fun with books- Encourage your children to read books with suitable morals. Have walk together and talk to your children about what are their likes and dislikes etc.

- Help your children to memorize your home address and contact numbers.
- Let your child colour , draw, paint, play with water and sand etc.
- Make him understand the importance of cleaning his room and putting away toys and belongings after use.

Children can be encouraged to use simple words and sentences at home .

For example –

- Good morning, Mummy! Good morning, Daddy!
- Can I go out and play, please?
- Are we going to visit someone today?
- Will some guests come to our house today?
- Can I please call my friend?

- I'm sorry for making a mess.
- Thank you for helping me.
- Excuse me, may I speak?
- Thank you for sharing with me.
- Goodbye, see you later!
- May I help you?
- Please wait for me, I'm coming!
- Can you please read me a story?

Wishing people properly – Hello Uncle / Aunty how are you?

Wishing parents and elders Good Morning, Good Afternoon, Good Evening and Good Night.

INSTRUCTIONS TO BE FOLLOWED WHILE DOING HOLIDAYS HOMEWORK

- ❖ **Take the print outs of the worksheets attached and complete them in your own handwriting.**
- ❖ **Write name and class on each worksheet. Compile all the worksheets in a beautiful folder.**
- ❖ **Due importance should be given to holiday assignments as all activities will be graded.**
- ❖ **Schedule for submission of holiday homework.**

Date	Day	Subject
6.7.26	Monday	English
7.7.26	Tuesday	Hindi
8.7.26	Wednesday	Maths

ENGLISH

- ❖ **Do reading of L – 1 ‘Family Time’ and Poem – ‘What does little birdie say’.**
- ❖ **Revise all the work done in books and notebooks.**
- ❖ **Do pages 1 to 20 of cursive writing book.**
- ❖ **Read one story every week from Life Skills Book (Moral value)**
- ❖ **Write any 5 sentences on the topic ‘Myself’ in English notebook.**

ACTIVITY – 1

Father’s Day Craft

a) Photo Frame

**Materials: Cardboard, photo, crayons,
Scrap Book**

Steps:

- **Cut a simple frame shape.**
- **Paste your photo with your father.**
- **Decorate it with colours ,write a message and paste it in the scrap book.**



b) Learn this short rhyme:

**"My father is my hero true,
He helps me in all I do.
I love him more than I can say,
Happy Father's Day!"**


ACTIVITY - 2

- **Make an attractive pictorial chart (on A-3 size sheet) according to your Roll nos.**
- | | |
|-----------------------------|-----------------------|
| a) Singular / Plural | (1 to 10) |
| b) Opposites | (11 to 20) |
| c) Position words | (21 to 30) |
| d) Action Words | (31 onwards) |

ACTIVITY - 3

Reading is a great learning source when we learn to enjoy it. While spending quality time with your child, make him/her read any story / book of your choice . It could be ---

- **Fairy Tales**
 - **Old famous fairy tales like Cindrella , Snow White**
 - **Stories from Panchtantra .**
- **Draw and colour any favourite character from the story /book you read and make bookmark.**
- **Create a ‘Word Tree’ on an A4 size sheet and display the new words you have learned from the story you have read.**



WORKSHEET - 1

TOPIC - Nouns


NAME _____ SEC. _____ ROLL NO. _____

Q1. See the picture and colour the correct noun.



Person

Animal



Place

Thing



Place

Person



Thing

Place



Person

Thing



Person

Animal



Place

Thing



Person

Animal



Place

Thing



Thing

Person

WORKSHEET - 2

TOPIC – Use of a / an

NAME _____ SEC. _____ ROLL NO. _____

Q1. Write ' a ' or ' an ' in the beginning of the words.

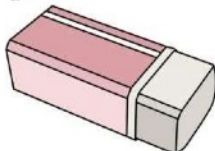
a) _____ pen



b) _____ octopus



c) _____ eraser



d) _____ chair



e) _____ tree



f) _____ inkpot



g) _____ ant



h) _____ giraffe



i) _____ shirt



j) _____ umbrella



Q2. Write the correct vowel sound to complete the each word.

i) B ____ S

ii) T ____ P

iii) P ____ G

iv) M ____ T

v) B ____ D

vi) ____ GG

vii) D ____ CK

viii) F ____ SH

ix) V ____ N

x) DR ____ P

WORKSHEET – 3

TOPIC – Use of is, am , are

NAME _____ SEC. _____ ROLL NO. _____

Q1. Circle the correct word from the options given in the brackets.

a) I (am / is) going to school.

b) We (is / are) friends.

c) He (are / is) a good dancer.

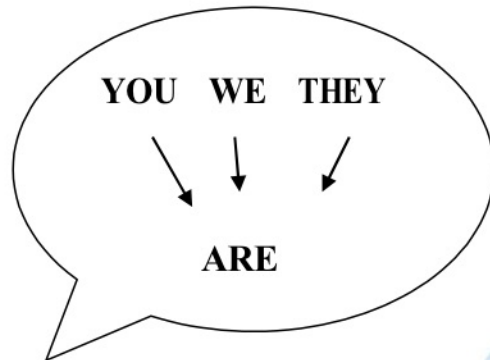
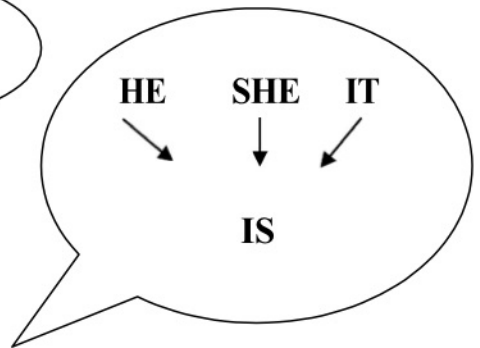
d) They (is / are) playing.

e) Riya (is / am) my sister.

f) It (are / is) a cow.

g) I (is / am) drinking milk.

h) You (are / is) so smart.



Q2. Complete the story with using is , am or are .

Sia _____ a little girl. She _____ happy today. ‘ I _____

going to park ,’ She says. Her friends _____ waiting for her in

the park. Sia _____ excited. She and her friends _____

ready to play.

सत्र 2026-27

कक्षा - प्रथम

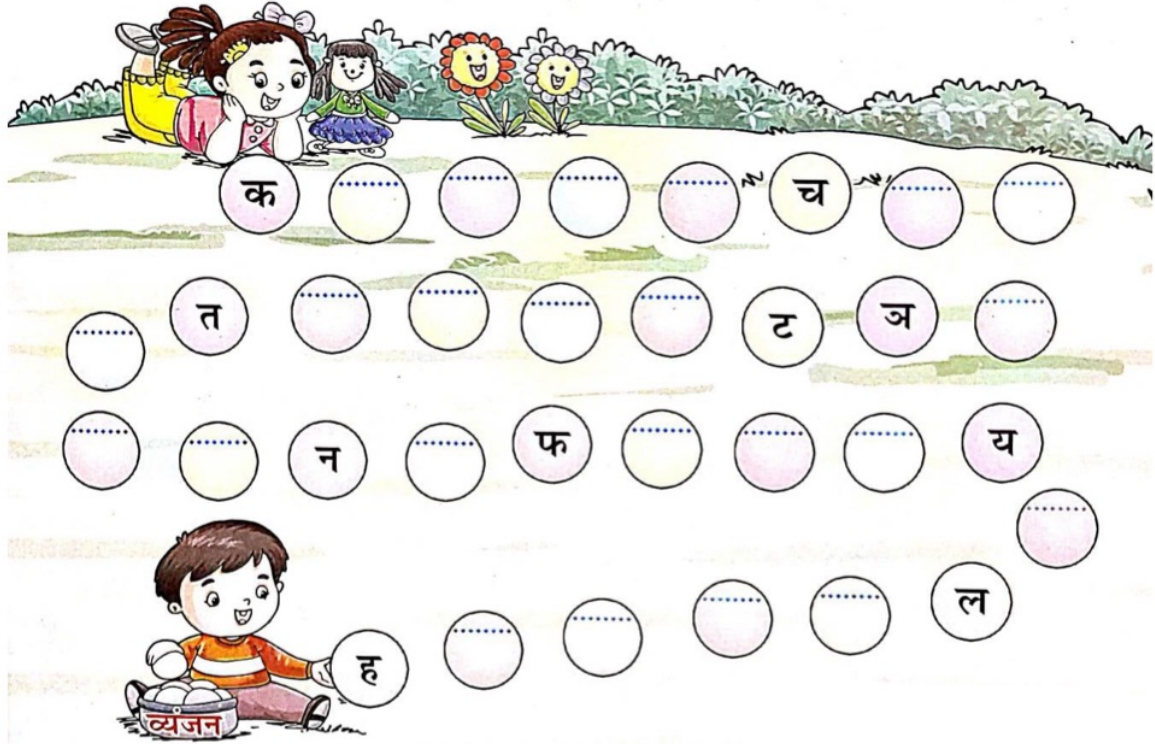
विषय - हिन्दी

कार्य पत्रिका - 1


प्रश्न 1 आइए , फूलों पर क्रम से एक-एक स्वर को लिखें



प्रश्न 2 गेंदों पर क्रम से व्यंजनों को लिखिए -



प्रश्न 3 अक्षर पहचानकर सही चित्र पर (✓) का निशान लगाए ।

		<input type="checkbox"/>		<input type="checkbox"/>		<input type="checkbox"/>
		<input type="checkbox"/>		<input type="checkbox"/>		<input type="checkbox"/>
		<input type="checkbox"/>		<input type="checkbox"/>		<input type="checkbox"/>

प्रश्न 4 चित्र पहचानकर सही अक्षर पर (✓) का निशान लगाए ।

		
च <input type="checkbox"/> उ <input type="checkbox"/> ड <input type="checkbox"/>	औ <input type="checkbox"/> ल <input type="checkbox"/> प <input type="checkbox"/>	न <input type="checkbox"/> क <input type="checkbox"/> क्ष <input type="checkbox"/>
		
झ <input type="checkbox"/> ज <input type="checkbox"/> ञ <input type="checkbox"/>	थ <input type="checkbox"/> ज <input type="checkbox"/> आ <input type="checkbox"/>	य <input type="checkbox"/> प <input type="checkbox"/> ष <input type="checkbox"/>

सत्र 2026-27

कक्षा - प्रथम

विषय - हिन्दी

कार्य पत्रिका - 2

प्रश्न 1 सही वर्ण चुनकर चित्र का नाम पूरा कीजिए -



फल

स ल



ट

ब क



व

ज न



लश

क भ न



हल

क श म



टर

ग म प

प्रश्न 2 नीचे दिए गए वर्णों से छह शब्द बनाइए -

उ र म
श न क ब र
ह त ध ख

प्रश्न 3 खाली जगह भरो

1 नयन _____ चख । (रथ/फल)

2 पलक _____ पकड़ । (भवन/कलश)

3 नल पर _____ भर । (घर/टब)

4 कमल बतख मत _____ (टहल/पकड़)

5 अकबर _____ पहनकर चल । (अदरक/अचकन)

प्रश्न 4 दिए गए चित्र में से आपको जो आदतें अच्छी लगती हैं , उन पर सही (✓) का निशान लगाइए ।





NAME: _____

SEC: _____

ROLL NO.: _____



- ❖ Do page 1, 9, 16 and 17 in workbook.
- ❖ Learn counting 1 to 50.
- ❖ Revise all the work done in book and notebook.

ACTIVITY TIME

- ❖ Create a colourful picture by combining different shapes on A4 size sheet. The pictures can be a scenery, robot, animal etc. A sample picture is given for reference:

(To be done on A 4 size sheet.)



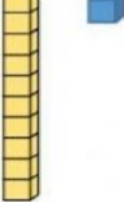
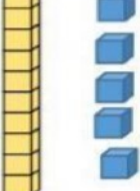
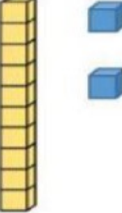
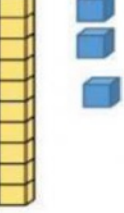

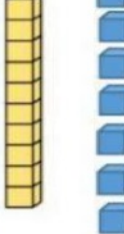

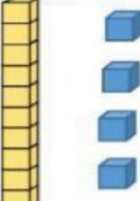
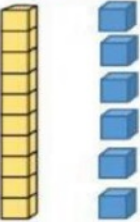



- ❖ Make a model according to your Roll No.:

 - ❁ Roll No. 1 to 10 –Ordinal Numbers (Chapter 3)
 - ❁ Roll No. 11 to 20 - Shapes (Chapter 5)
 - ❁ Roll No. 21 to 30 - Clock (Chapter 12)
 - ❁ Roll No. 31 to 40 – Money (Chapter 13)
 - ❁ Roll No. 41 to 45 – Measurement (Chapter 11)

WORKSHEET 1

Q1. Select the correct number by looking at how many tens and ones are there:

<p>Tens Ones</p>  <p>10</p> <p>12</p> <p>1</p>	<p>Tens Ones</p>  <p>10</p> <p>1</p> <p>0</p>	<p>Tens Ones</p>  <p>1</p> <p>11</p> <p>10</p>	<p>Tens Ones</p>  <p>10</p> <p>15</p> <p>5</p>
<p>Tens Ones</p>  <p>10</p> <p>12</p> <p>2</p>	<p>Tens Ones</p>  <p>10</p> <p>3</p> <p>13</p>	<p>Tens Ones</p>  <p>10</p> <p>6</p> <p>0</p>	<p>Tens Ones</p>  <p>7</p> <p>17</p> <p>10</p>
<p>Tens Ones</p>  <p>10</p> <p>14</p> <p>4</p>	<p>Tens Ones</p>  <p>10</p> <p>14</p> <p>4</p>	<p>Tens Ones</p>  <p>6</p> <p>16</p> <p>20</p>	<p>Tens Ones</p>  <p>10</p> <p>19</p> <p>20</p>

Q2. Compare the numbers by using >, < or = sign :

11 ○ 20

2 ○ 5

19 ○ 18

9 ○ 1

12 ○ 17

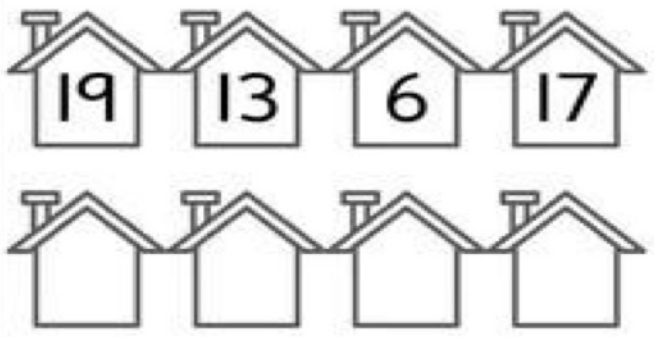
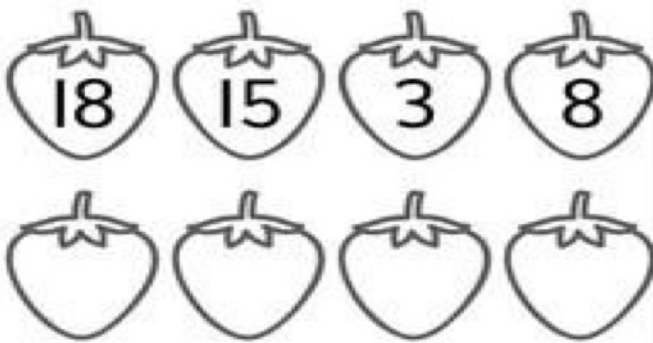
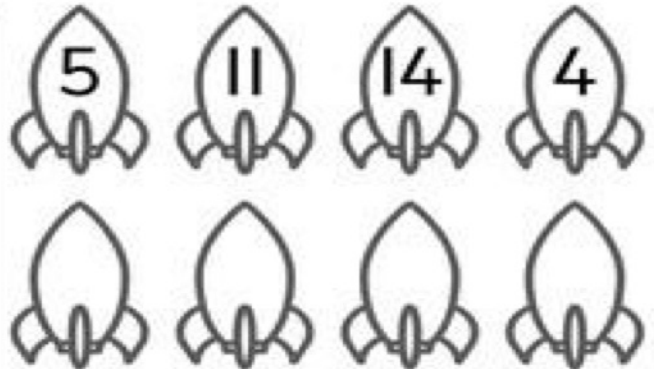
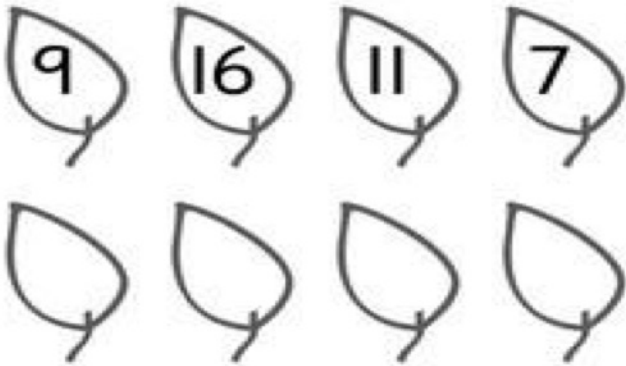
10 ○ 10

14 ○ 15



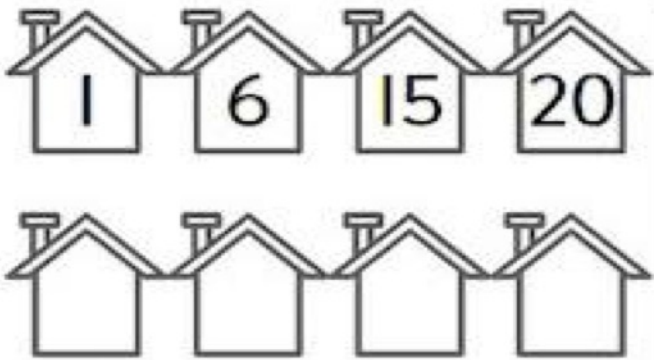
8 ○ 3

WORKSHEET 2

Q1. Arrange the given numbers in ascending order:



Q2. Arrange the given numbers in descending order:



WORKSHEET 3

ORDINAL NUMBERS


Ordinal Number Names

- Color the first scoop blue.
- Color the ninth scoop yellow.
- Color the tenth scoop red.
- Color the second scoop green.
- Color the fourth scoop purple.
- Color the eighth scoop brown.
- Color the third scoop orange.
- Color the fifth scoop green.
- Color the sixth scoop brown.
- Color the seventh scoop red.

I colored my cone

_____.

My cone has _____ scoops.



WORKSHEET 4

CROSSWORD

numbers word search

1. Write the number in the space provided.
2. Find the word in the word search puzzle.
(Words only run across and down.)

e	i	g	h	t	e	e	n	f
l	s	i	x	t	e	e	n	o
e	e	t	w	e	l	v	e	u
v	t	w	e	n	t	y	e	r
e	f	i	f	t	e	e	n	t
n	i	n	e	t	e	e	n	e
t	h	i	r	t	e	e	n	e
s	e	v	e	n	t	e	e	n

11 12 13 14 15

16 17 18 19 20

WORKSHEET 5

PUZZLE CORNER

Sudoku is a mind game and a puzzle. It uses numbers. Fill in the grids with the digits in such a manner that every row, every column and every 2x2 box should have the digits 1 to 4 without repeating any.

Example:



1	2	3	4
3	4	1	2
2	1	4	3
4	3	2	1

PUZZLE 1

	1	4	
3			1
4	3		2
		3	

PUZZLE 2

	2		1
3		2	
1			2
	4	1	

PUZZLE 3

	2		1
	4	3	
			3
2		1	

PUZZLE 4

3		1	
1			
	3		1
		3	2

EVS



- **Complete the given worksheets and paste them in scrap file.**
- **Make a project according to your Roll Number.**
 - ❁ **Roll No. 1 to 10 – National Symbols**
 - ❁ **Roll No. 11 to 20 - Clothes**
 - ❁ **Roll No. 21 to 30 - My Neighbourhood**
 - ❁ **Roll No. 31 to 40 – Animals around us**
 - ❁ **Roll No. 41 to 45 – Our Helpers**

All About Me

My Name is

I am years old



I am a



Girl

Boy



I have siblings

I LOVE TO

My class teacher's name is

My favorite color is



* Match the given pictures to related sense organs:



Days of the Week Colour by Code

Monday = purple

Thursday = blue


Sunday = green

Tuesday = orange

Friday = red

Wednesday = pink

Saturday = yellow



HEALTHY HABITS

1. Complete the crossword puzzle:

1
2
3
4
5
6

Fill in the boxes with the correct parts of the body.

- Arm
- Foot
- Knee
- Hand
- Leg
- Head
- Neck
- Stomach