



HOLIDAY ASSIGNMENT
SESSION (2026-27)
CLASS – II



Summer Fun

Summer is a time for fun,

To jump and play in the sun!

Swimming , sand castles ,slip-and-slides,

Bumper cars and thrilling rides!

Summer is a time for fun,

To eat a hot dog on a bun!

Camping and amusement parks,


Bright fireworks in the dark!

Summer is a time for fun,

To blow bubbles and catch each one!

Shells, sandals and the seashore,

Sprinklers, picnic and so much more!




Dear Children,

Summer Holidays are a time to relax, enjoy, and learn new things. Spend time reading storybooks, practicing your handwriting, and helping your parents at home. Watch educational shows and try creative activities like drawing and craft. Complete your holiday homework neatly and on time. Have a joyful and productive holiday!

SUBJECT: ENGLISH

1) Read any two stories from any of these books or any story book of your choice and practice reading aloud to improve pronunciation.

- The Gingerbread Man
- Cinderella
- Hansel and Gretel
- The Elves and the Shoemaker
- Little Red Riding Hood



Pick out ten naming words from any two stories. Make a beautiful Pictionary with these words and their pictures on A4 sheets and convert it into a booklet.


2) Learn Question Answers of L-1 LARK AND ITS YOUNG ONES and L-2 The UNLIKELY BEST FRIEND for Periodic Test -1.

3) Do pages till page no.30 of your “cursive writing book”.

4) Do worksheet 58 ,62 and 64 of “Learning Grammar the Fun Way.”

CREATIVE CORNER

- Make 4 Popcorn buckets using colourful A4 size sheet for naming words and write 5 names of person, place, animal and things on each popcorn. Example given for your reference.



- Dear Children,
Let your imagination shine with this fun activity! Pick any 4–5 random objects such as a sun, tree, boy, dog, or anything you like. Now, create a short and interesting story using all these objects. You can make your story funny, adventurous, or magical. Write your story in simple and clear sentences, and try to give it a nice beginning, middle, and ending. You may also draw pictures to make your story more colorful and creative.

ACTIVITIES:

Make an attractive Pictorial Chart according to your Roll No.

- | | |
|----------------------------|---------------------|
| 1. Describing Words | (1 to 10) |
| 2. Action Words | (11 to20) |
| 3. Naming Words | (21 to30) |
| 4. Preposition | (31 onwards) |




ENGLISH WORKSHEET-1

TOPIC: PICTURE COMPOSITION

Name: _____

Class:

1. Describe the following picture in six sentences.



ENGLISH WORKSHEET- 2

TOPIC: COMPREHENSION PASSAGE

Name: _____

Class: _____

1. Read the passage and answer the following questions.



Aarav lives in a small village near a river. Every morning, he wakes up early and goes for a walk with his grandfather. They enjoy watching the birds fly and listening to their sweet songs. Aarav loves nature and likes to collect colorful leaves and flowers.

One day, while walking near the river, Aarav saw a little puppy stuck in the mud. The puppy was scared and could not move. Aarav quickly called his grandfather for help. Together, they carefully pulled the puppy out of the mud and cleaned it with water. The puppy wagged its tail happily.

Aarav took the puppy home and gave it some milk. His mother was kind and allowed him to keep the puppy. Aarav named it Bruno. From that day on, Bruno became Aarav's best friend. They played together every evening, and Bruno

followed Aarav everywhere. Aarav learned that helping others and being kind always brings happiness.

1. Where does Aarav live?
 - a) In a city
 - b) In a village
 - c) In a forest
2. Who goes for a walk with Aarav?
 - a) His father
 - b) His friend
 - c) His grandfather
3. What do they enjoy watching?
 - a) Cars
 - b) Birds
 - c) People
4. What did Aarav like to collect?
 - a) Stones
 - b) Leaves and flowers
 - c) Toys
5. Where was the puppy stuck?
 - a) In water
 - b) In mud
 - c) In a box
6. How was the puppy feeling?
 - a) Happy
 - b) Angry
 - c) Scared

7. Who helped Aarav rescue the puppy?

- a) His mother
- b) His grandfather
- c) His friend

8. What did Aarav give the puppy at home?

- a) Bread
- b) Milk
- c) Rice

9. Write the "Opposites" of the following.

Early → _____

Happy → _____

Near → _____

Clean → _____

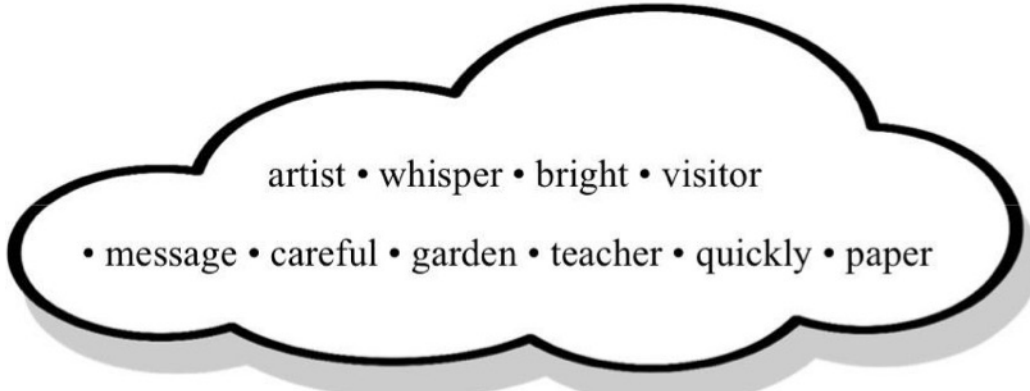
10. Colour the picture.



ENGLISH WORKSHEET -3

FUN WITH VOCABULARY

1. Choose the correct word from the box to complete each sentence.



1. Please be _____ while crossing the road.



2. The sun is very _____ today.



3. She wrote a short _____ to her friend.

4. A _____ came to our house yesterday.

5. The flowers in the _____ look lovely.



6. The _____ explained the lesson clearly.

7. He ran _____ to catch the bus.



8. I heard a soft _____ in my ear.

9. I like to draw on clean _____.

10. The _____ drew a beautiful picture.



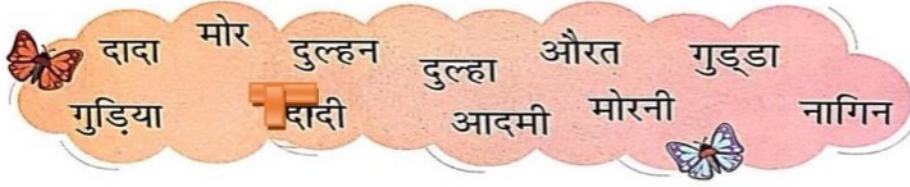
सत्र 2026-27

कक्षा - द्वितीय

विषय - हिन्दी

कार्य पत्रिका - 1

प्रश्न 1 स्त्रीलिंग और पुल्लिंग शब्दों को छाँटकर सही टोकरी में लिखिए-



प्रश्न 2 सही मात्रा लगाकर शब्द पूरे करो -



क...आ



अ...म



मुग...



रे...लगाड़...



...च...ड़य...



...नक

प्रश्न 3 नीचे दी गई मात्राओं एवं वर्णों से शब्द बनाओ -



.....



.....



.....



.....

.....



प्रश्न 4 चित्र को ध्यान से देखकर खाली स्थान भरिए -



(क) खेल रहे हैं।

(बच्चे/बूढ़े)

(ख) पार्क में एक है।

(झूला/कुरसी)

(ग) चिड़ियाँ पर बैठी हैं।

(बेंच/पेड़)

(घ) फूलों पर उड़ रही हैं।

(चिड़ियाँ/तितलियाँ)

(ङ) माली में पानी दे रहा है।

(पेड़ों/पौधों)

सत्र 2026-27
 कक्षा - द्वितीय
 विषय - हिन्दी
 कार्य पत्रिका - 2

प्रश्न 1 निम्नलिखित एकवचन व बहुवचन शब्दों को छाँटकर सही स्थान पर लिखो ।

एकवचन					
बहुवचन					

प्रश्न 2 शब्द के अंतिम वर्ण से नए शब्द बनाकर शब्द लड़ी पूरी कीजिए ।

प्रश्न 3 अकबर बीरबल की कहानी 'अकबर का तोता' इंटरनेट की सहायता से पढ़िए और याद कीजिए ।

प्रश्न 4 पाठ-2 'सच्चे मित्र' के प्रश्न उत्तर याद कीजिए ।

प्रश्न 5 देखो , चित्र में कौन क्या कर रहा है । पाँच पंक्तियाँ लिखो।



रचनात्मक कार्य

अनुक्रमांक के अनुसार निम्नलिखित विषयों पर एक चार्ट का निर्माण चित्र सहित कीजिए

1. लिंग (अनुक्रमांक 1 से अनुक्रमांक 10 तक)
2. विलोम (अनुक्रमांक 11 से अनुक्रमांक 20 तक)
3. कविता (अनुक्रमांक 21 से अनुक्रमांक 30 तक)
4. वचन (अनुक्रमांक 31 से अनुक्रमांक अंत तक)

SUBJECT - MATHEMATICS

- Revise Chapter 1 Numbers from 1 to 100 and Chapter 2 Number beyond 100 and upto 1000.
- Do pages 6 to 10 in Mathematics Workbook.
- Revise multiplicative tables from 2 to 12.
- Do the activities and worksheets given below. Paste the worksheets in your mathematics notebook.

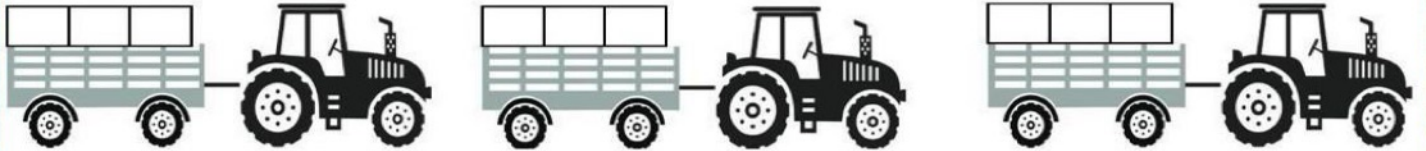
ACTIVITY TIME

Activity : Students will make a clock using waste cardboard from shoe boxes etc and denote time with minute and hour hand. (As shown in the picture)

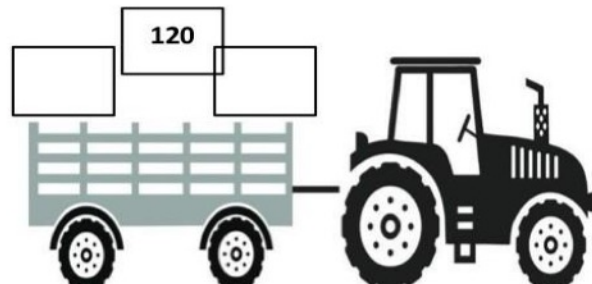
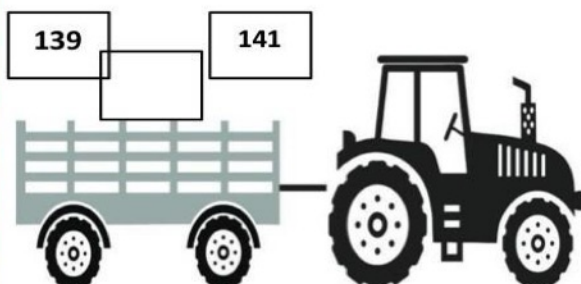
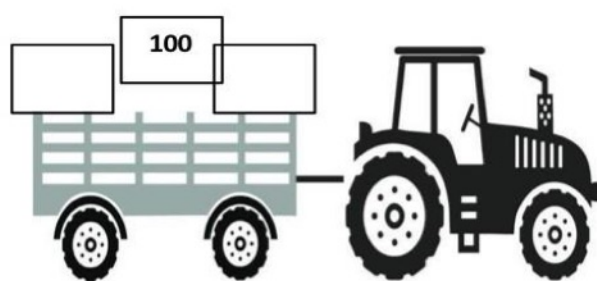
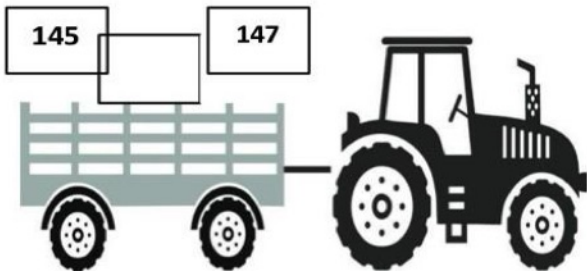
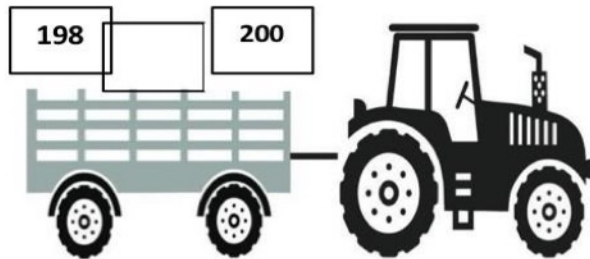
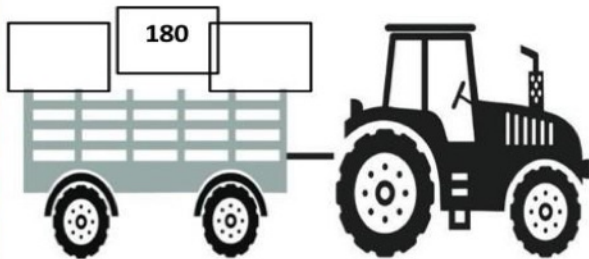
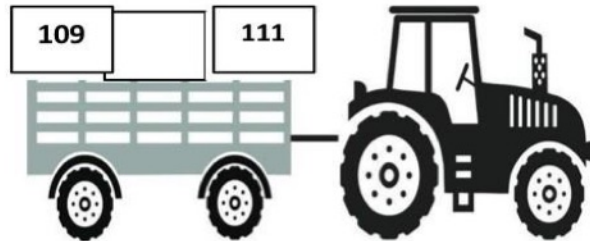
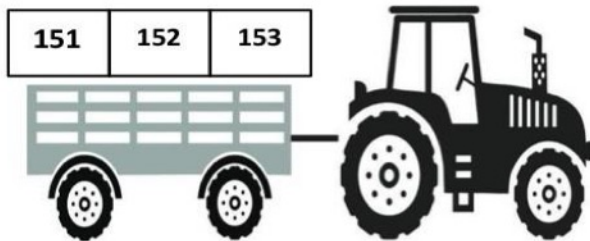


SUBJECT: MATHEMATICS
WORKSHEET-1

Q1. Ayush went to his uncle's village in his summer break. He saw many tractor trolleys with three bundles of sugarcane in each trolley.



Ayush observed that each trolley had the number of sugarcane printed on it in sequence, but in some trolleys the numbers were missing. Can you help Ayush in finding out the missing numbers?



Q2. Ayush further went to the bamboo farm to count the number of bamboos. His uncle has given him clues to find the number of bamboos in each bundle. Help Ayush to solve the puzzle and find the number of bamboos.



- a. It has a 4 in the tens place. It has a 6 in the ones place and a 5 in the hundreds place. Find the number.

Hundreds	Tens	Ones

= _____

- b. It has a 0 in the ones place. It has a 9 in the hundreds place and a 2 in the tens place. Find the number.

Hundreds	Tens	Ones

= _____

- c. It has a 1 in the hundreds place. It has a 0 in the ones place and a 5 in the tens place. Find the number.

Hundreds	Tens	Ones

= _____

- d. It has a 3 in the tens place. It has a 7 in the ones place and a 4 in the hundreds place. Find the number.

Hundreds	Tens	Ones



















= _____

- e. It has a 1 in the hundreds and in the ones place. It has a 9 in the tens place. Find the number.

Hundreds	Tens	Ones

= _____

Q3. Ayush's uncle took him to his friend's farmhouse. Ayush saw many farm animals over there and a big stock of food for them. Ayush wants to feed more number of food items to the animals. Help him select the bigger number by putting the correct symbol (>,<).

 Rabbits	 54 carrots	<input type="text"/>	 65 carrots
 Ducks	 78 lettuces	<input type="text"/>	 83 lettuces
 Pigs	 131 corns	<input type="text"/>	 113 corns
 Horses	 93 apples	<input type="text"/>	 99 apples
 Cows	 49 hay bundles	<input type="text"/>	 69 hay bundles
 Donkeys	 175 bananas	<input type="text"/>	 157 bananas

Q UNCLE was happy with Ayush's help and so he decided to play a card game with him. He told Ayush to select 3 cards at a time and form smallest and greatest numbers with the digits mentioned on the cards. Let us help Ayush in winning the game.



3 Digits	Smallest Number	Greatest Number
1, 2, 0	102	210
3, 5, 1		
2, 4, 0		
7, 0, 9		
6, 8, 5		
4, 3, 5		
1, 9, 7		
3, 0, 8		
5, 2, 4		
6, 0, 9		

a. Which is the greatest number formed in all? _____

b. Which is the smallest number formed in all? _____

Ordinal Numbers

Q1. Fill in the blanks with the correct ordinal numbers:

- a. A is the _____ letter in the word FOOTBALL.
- b. Y is the _____ letter in the word HONEYBEE.
- c. N is the _____ letter in the word RAINBOW.
- d. U is the _____ letter in the word BUFFALO.
- e. L is the _____ letter in the word SCHOOL.

Q2. Answer the following questions:

a. What is the 1st letter from the left in the word MATH?

b. What is the 9th letter from the left in the word PINEAPPLE?

c. What is the 5th letter from the right in the word DAUGHTER?

d. What is the 6th letter from the left in the word SWEATER?

e. Dr Rajendra Prasad was the _____ President of independent India.

f. I study in _____ grade.

SUBJECT: EVS

Q1. With the help of given pictures help Rahul to find out the body parts names in the word grid given below.

BODY PARTS



HAND



MOUTH



EYES



ARM




EAR



FOOT



HEAD



LEG



BODY



NOSE

O	V	X	E	Y	E	S	R	Z	V
J	U	X	T	W	K	V	H	G	W
L	E	W	F	O	O	T	D	N	M
S	Z	E	Y	E	H	F	B	O	X
H	H	E	H	A	N	D	J	S	L
U	H	P	P	R	V	Y	Y	E	M
M	E	D	C	C	T	X	J	C	B
I	A	R	M	G	B	J	I	G	O
T	D	M	M	O	U	T	H	I	D
J	E	G	O	L	E	G	E	D	Y



NOSE

Q2. Rahul is hungry and wants to eat lots of food. Can you give him option of healthy food? Let's help Rahul by solving the word grid with the help of the clues given below:

The crossword puzzle grid is as follows:

T					
	N				
				O	
		J			
	5				E

Clues:

- 1) I am a red fruit used in making vegetables puree.
- 2) I am the king of fruits.
- 3) I am a vegetable that can be eaten both raw and cooked.
- 4) I wear a crown and I am the king of vegetables.
- 5) Eating me every day, keeps the doctor away.
- 6) I am a white oval ball full of proteins obtained from hen.

- 1) I am a red fruit used in making vegetables puree.
- 2) I am the king of fruits.
- 3) I am a vegetable that can be eaten both raw and cooked.
- 4) I wear a crown and I am the king of vegetables.
- 5) Eating me every day, keeps the doctor away.
- 6) I am a white oval ball full of proteins obtained from hen.

Subject Enrichment Activity: Wall Hanging

Make a wall hanging using coloured A4 size sheet by drawing/ pasting the different food items like milk products, vegetables, fruits, junk food etc. Paste it on a cardboard sheet and fix a ribbon on top. Refer the picture given below. The students will be assessed on the basis of creativity, neatness, content and timely submission.



COMPUTER SKILLS

CLASS -II

SUMMER HOLIDAY HOMEWORK



✚ **Do the worksheet.**

✚ **Digital Destinations**

- Cut and paste the pictures of places where computers are used.
- Use A3 size sheet to paste the pictures.
- Make it colorful.

✚ **Exploring different types of computer**


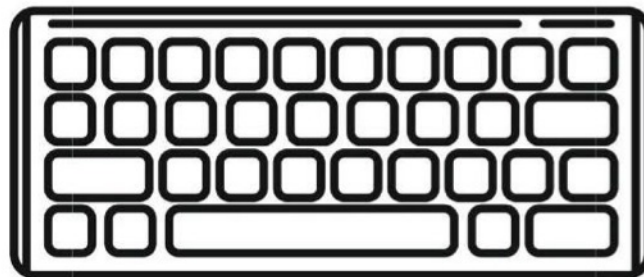


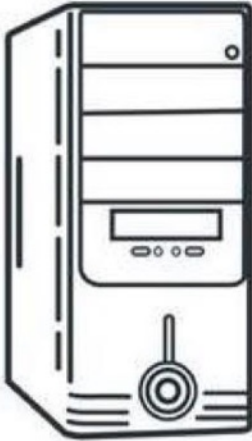
- Cut and paste the pictures of different types of computer.
- Write two lines about each of them.
- Use A3 size sheet to paste pictures.
- Make it colorful.



WORKSHEET
COMPUTER SKILLS
CLASS – II

NAME - _____ SEC - _____ DATE - _____

Q1. Label the different parts of computer correctly and color the picture.



Q2 . Put a tick (✓) on DO's and a cross (X) on DON'Ts in the box provided.



Litter and remove or disconnect any cable



Sit down and wait for teachers instruction



Sit properly in front of the computer



Take food or drink into the computer lab



Play and run inside the computer lab



Shut down the computer properly

Q3. Write yes or no for each given function under humans and computers.

	HUMANS	COMPUTER
Get tired		
Fast Speed		
Can take decision		
Need electricity		
High memory		
Have feelings		
Never get bored		

Q4. Tick the correct option.

1. The full form of PC is

- a) Pure Computer b) Private Computer c) Personal Computer

2. Which of these is a type of computer?

- a) Laptop b) SmartPhone c) Both a) and b)

3. Which one is not true about humans?

- a) Get tired b) Remember everything c) Have feelings

4. A computer needs to work.

- a) Electricity b) Food c) Fuel